

Magenta Consulting
Columna 86 street,
3rd floor MD-2012,
Chisinau,
Republic of Moldova
Tel: +373 22 854384
www.consulting.md

magentaconsulting

ESOMAR
member

SURVEY ON THE PEOPLE'S PERCEPTION ABOUT YOUTH INVOLVEMENT IN CRIMINAL ACTIVITIES

**PREPARED FOR: TERRE DES HOMMES MOLDOVA
IMPLEMENTER: S.C. MAGENTA CONSULTING S.R.L.**

April, 2023

Dumitru Slonovschi

**General Director
E-mail: d.slonovschi@consulting.md
Tel: +373 79467559**

Confidential

The methodology presented in this document is the property of Magenta Consulting SRL, and thus cannot be transmitted to any other consulting company or used for developing a Request for Proposal by any other company than Magenta Consulting.

All Rights Reserved. © 2014 Copyright Magenta Consulting SRL

TABLE OF CONTENTS:

SUMMARY	6
INTRODUCTION.....	7
i.1 Aim and objectives of the study.....	7
i.2 Methodology applied.....	7
CHAPTER I: GENERAL PERCEPTION OF YOUTH CRIME IN THE REPUBLIC OF MOLDOVA	10
CHAPTER II: CAUSES AND RISK FACTORS FOR YOUTH CRIMES	13
CHAPTER III: PREVENTION OF YOUTH CRIMES.....	15
CHAPTER IV: IMPACT OF WAR AGAINST UKRAINE ON YOUTH CRIME INVOLVEMENT	18
CHAPTER V: SOCIO-DEMOGRAPHIC PROFILE OF RESPONDENTS	19
CONCLUSIONS.....	20
ANNEX	21

List of figures:

Figure 1.1.: "Q7. How do you evaluate the number of crimes in Republic of Moldova at this time? (one answer)", N=928, %	10
Figure 1.2: "Q8. In your opinion, did the number of crimes increase, decrease or remain the same in RM in the last 5 years? (one answer)", N=928, %.....	10
Figure 1.3: "Q9. In your opinion, did the number of crimes committed by people under the age of 24 increase, decrease or remain the same in RM in the last 5 years? (one answer)", N=928, %.....	10
Figure 1.4: "Q10. In the last 5 years, have you read the official statistics on the number of crimes in RM? (one answer)", N=928, %	11
Figure 1.5: "Q11. To what extent do you think the justice system actors (such as police, judges, prosecutors, lawyers, etc.) are equipped to prevent crime by youth under the age of 24? Please evaluate on a scale from 5 to 1, where 5 is very equipped and 1 – not equipped at all? (one answer)", N=928, %	11
Figure 1.6: "Q12. To what extent do agree or disagree with the following statements? Please evaluate on a scale from 5 to 1, where 5 is totally agree and 1 – totally disagree?", N=928, %	11
Figure 1.7: "Q13. How often do you talk to people under the age of 24?", N=928, %.....	12
Figure 1.8: "Q14. In your opinion, how widespread in RM are the following types of crimes committed by youth under the age of 24? Please evaluate on a scale from 4 to 1, where 4 means it is very widespread, and 1 – not widespread at all?", N=928, %.....	12
Figure 2.1: "Q15. What do you think are the reasons why youth under the age of 24 commit crimes? (multiple response – do not read)", N=928, %.....	13
Figure 2.2: "Q16. To what extent do you think the following factors influence the youth under the age of 24 to commit crimes? (one answer per row)", N=928, %.....	14
Figure 3.1: "Q17. Who are the 3 main people/institutions that should be responsible for youth crime prevention? (one answer per column)", N=928, %.....	15
Figure 3.2: "Q18. Do you know any initiatives/organizations in your settlement/rayon/the country that are involved in prevention of youth crime? (one answer)?", N=928, %	15
Figure 3.3: "Q19. What are the initiatives/organizations in your settlement/rayon/the country that are involved in prevention of youth crime? (open ended)?", N=62, % of respondents who know an initiative/organizations involved in youth crime prevention.....	16
Figure 3.4: "Q20. In your opinion, what should be done to prevent youth being involved in criminal activities? (open ended)?", N=928, %	16
Figure 3.5: "Q21. Please indicate to what extent do you think the following activities are helpful in preventing youth crime? (one answer per row)", N=928, %	17
Figure 4.1: "Q22. How do you think the war against Ukraine impacted youth crime in RM? (one answer)?", N=928, %.....	18
Figure 4.2: "Q23. Why do you think that the war against Ukraine had an impact on the youth crime trends in RM? (open ended)?", N=277, % of the respondents that think that crime rate has changed because of war	18
Figure 4.3: "Q24. In your opinion, are young refugees from Ukraine more, less at risk or at the same risk as youth from Moldova to be involved in criminal activities? (one answer)?", N=928, %	18
Figure 5.1: Socio-demographic profile of respondents, N=928, %.....	19

Annexes:

Annex 1: "Q7. How do you evaluate the number of crimes in Republic of Moldova (RM) at this time? (one answer possible)"	21
Annex 2: "Q8. In your opinion, did the number of crimes increase, decrease or remain the same in RM in the last 5 years? (one answer possible)"	22
Annex 3: "Q9. In your opinion, did the number of crimes committed by people under the age of 24 increase, decrease or remain the same in RM in the last 5 years? (one answer possible)"	23
Annex 4: "Q10. In the last 5 years, have you read the official statistics on the number of crimes in RM? (one answer possible)"	24
Annex 5: "Q11. To what extent do you think the justice system actors (such as police, judges, prosecutors, lawyers, etc.) are equipped to prevent crime by youth under the age of 24? Please evaluate on a scale from 5 to 1, where 5 is very equipped and 1 – not equipped at all. (one answer)"	25
Annex 6.1: "Q12. To what extent do you agree or disagree with the following statements? Please evaluate on a scale from 5 to 1, where 5 is totally agree and 1 – totally disagree? (one answer per row)"	26
Annex 6.2: "Q12. To what extent do you agree or disagree with the following statements? Please evaluate on a scale from 5 to 1, where 5 is totally agree and 1 – totally disagree? (one answer per row)" (CONTINUED).....	27
Annex 6.3: "Q12. To what extent do you agree or disagree with the following statements? Please evaluate on a scale from 5 to 1, where 5 is totally agree and 1 – totally disagree? (one answer per row)" (CONTINUED).....	28
Annex 7: "Q13. How often do you talk to people under the age of 24? (one answer possible)"	29
Annex 8.1: "Q14. In your opinion, how widespread in RM are the following types of crimes committed by youth under the age of 24? Please evaluate on a scale from 4 to 1, where 4 means it is very widespread, and 1 - not widespread at all? (one answer possible per row)" Widespread (Very widespread + Rather widespread) and Not widespread (Not widespread at all + Little widespread) (CONTINUED)	30
Annex 8.2: "Q14. In your opinion, how widespread in RM are the following types of crimes committed by youth under the age of 24? Please evaluate on a scale from 4 to 1, where 4 means it is very widespread, and 1 - not widespread at all? (one answer possible per row)" Widespread (Very widespread + Rather widespread) and Not widespread (Not widespread at all + Little widespread) (CONTINUED)	31
Annex 8.3: "Q14. In your opinion, how widespread in RM are the following types of crimes committed by youth under the age of 24? Please evaluate on a scale from 4 to 1, where 4 means it is very widespread, and 1 - not widespread at all? (one answer possible per row)" Widespread (Very widespread + Rather widespread) and Not widespread (Not widespread at all + Little widespread) (CONTINUED)	32
Annex 8.4: "Q14. In your opinion, how widespread in RM are the following types of crimes committed by youth under the age of 24? Please evaluate on a scale from 4 to 1, where 4 means it is very widespread, and 1 - not widespread at all? (one answer possible per row)" Widespread (Very widespread + Rather widespread) and Not widespread (Not widespread at all + Little widespread) (CONTINUED)	33
Annex 8.5: "Q14. In your opinion, how widespread in RM are the following types of crimes committed by youth under the age of 24? Please evaluate on a scale from 4 to 1, where 4 means it is very widespread, and 1 - not widespread at all? (one answer possible per row)" Widespread (Very widespread + Rather widespread) and Not widespread (Not widespread at all + Little widespread) (CONTINUED)	34
Annex 9.1: "Q15. What do you think are the reasons why youth under the age of 24 commit crimes? (multiple response)"	35
Annex 9.2: "Q15. What do you think are the reasons why youth under the age of 24 commit crimes? (multiple response)" (CONTINUED).....	36
Annex 9.3: "Q15. What do you think are the reasons why youth under the age of 24 commit crimes? (multiple response)" (CONTINUED).....	37
Annex 9.4: "Q15. What do you think are the reasons why youth under the age of 24 commit crimes? (multiple response)" (CONTINUED).....	38
Annex 10.1: "Q16. To what extent do you think the following factors influence the youth under the age of 24 to commit crimes? (one answer per row)"	39

Annex 10.2: "Q16. To what extent do you think the following factors influence the youth under the age of 24 to commit crimes? (one answer per row)" (CONTINUED)	40
Annex 10.3: "Q16. To what extent do you think the following factors influence the youth under the age of 24 to commit crimes? (one answer per row)" (CONTINUED)	41
Annex 10.4: "Q16. To what extent do you think the following factors influence the youth under the age of 24 to commit crimes? (one answer per row)" (CONTINUED)	42
Annex 10.5: "Q16. To what extent do you think the following factors influence the youth under the age of 24 to commit crimes? (one answer per row)" (CONTINUED)	43
Annex 10.6: "Q16. To what extent do you think the following factors influence the youth under the age of 24 to commit crimes? (one answer per row)" (CONTINUED)	44
Annex 10.7: "Q16. To what extent do you think the following factors influence the youth under the age of 24 to commit crimes? (one answer per row)" (CONTINUED)	45
Annex 10.8: "Q16. To what extent do you think the following factors influence the youth under the age of 24 to commit crimes? (one answer per row)" (CONTINUED)	46
Annex 11.1: "Q17. Who are the main 3 people/institutions that should be responsible for youth crime prevention?"	47
Annex 11.2: "Q17. Who are the main 3 people/institutions that should be responsible for youth crime prevention?" (CONTINUED)	48
Annex 12: "Q18. Do you know any initiatives/organizations in your settlement/raion/the country that are involved in prevention of youth crime? (one answer possible)"	49
Annex 13.1: "Q21. Please indicate to what extent do you think the following activities are helpful in preventing youth crime? (one answer per row)"	50
Annex 13.2: "Q21. Please indicate to what extent do you think the following activities are helpful in preventing youth crime? (one answer per row)" (CONTINUED).....	51
Annex 13.3: "Q21. Please indicate to what extent do you think the following activities are helpful in preventing youth crime? (one answer per row)" (CONTINUED).....	52
Annex 13.4: "Q21. Please indicate to what extent do you think the following activities are helpful in preventing youth crime? (one answer per row)" (CONTINUED).....	53
Annex 13.5: "Q21. Please indicate to what extent do you think the following activities are helpful in preventing youth crime? (one answer per row)" (CONTINUED).....	54
Annex 13.6: "Q21. Please indicate to what extent do you think the following activities are helpful in preventing youth crime? (one answer per row)" (CONTINUED).....	55
Annex 13.7: "Q21. Please indicate to what extent do you think the following activities are helpful in preventing youth crime? (one answer per row)" (CONTINUED).....	56
Annex 14: "Q22. How do you think the war against Ukraine impacted youth crime in RM? (one answer)"	57
Annex 15: "Q24. In your opinion, are young refugees from Ukraine more, less at risk or at the same risk as youth from Moldova to be involved in criminal activities? (one answer)"	58

SUMMARY

This study was conducted by Magenta for Terre des hommes.

The aim of the survey was to assess the public perception of the youth involvement in criminal activities in the Republic of Moldova. The data presented in this report were collected using the CATI method (Computer Assisted Telephone Interview). The national representative study included 928 respondents, citizens of Republic of Moldova (Right Bank), aged 18+.

Data were collected between 20 March – 3 April, 2023.

General perception of youth crime in RM

A share of 72% of respondents perceived the number of crimes in Republic of Moldova as being high. A majority of respondents think that the number of crimes, both in general (57%) and those committed by youth under the age of 24 (56%), increased in Moldova in the last 5 years. At the same time, most respondents state they haven't consulted official statistics about the number of crimes in Republic of Moldova in the last 5 years (75%). Roughly one in three respondents (30%) believe that the justice system actors are equipped to prevent youth crime. The majority of respondents think that youth commit crimes because of their environment (77%). At the same time, almost half of the respondents believe that youth that commit crimes will definitely commit them when they are adults (49%) and that they have few chances of becoming respectable adults (47%). Also, 45% feel unsafe when meeting a group of young people, while 40% think that youth are more criminal now than they used to be. Most respondents talk to youth at least once a week (69%). According to the respondents, the top 3 most widespread types of crimes committed by youth in the Republic of Moldova are theft (80%), hooliganism (79%) and drug-related crimes (74%).

Causes and risk factors for youth crimes

When asked unprompted to state the reasons for which youth are involved in crime, more than a third of respondents said that youth commit crimes because of the lack of involvement in employment or education (35%). According to the respondents, youth under the age of 24 are mostly influenced to commit crimes by the following 5 factors: lack of employment and education (69%), parents working or living abroad (66%), poverty and bad living conditions (65%), lack of care or attention from parents (64%) and influence from friends (62%).

Preventions and risk factors for youth crimes

Most respondents believe that the 3 main people/institutions that should be responsible for youth crime prevention are parents (94%), educational institutions (64%) and police (52%). The majority of respondents (93%) are not aware about any local or national organizations that are involved in prevention of youth crime. When asked for unprompted suggestions about what should be done to prevent youth crime, 39% of respondents specified that there should be more extracurricular/volunteering or sport activities and 30% - that there should be a better parent/child relationship and education. In the opinion of the respondents, the top 3 most useful activities for prevention of youth crime are: improving youth employment and career guidance opportunities (75%), more activities in youth centres/NGOs, free of charge (73%) and lessons about crime prevention (70%).

Impact of war against Ukraine on youth crime involvement

The majority of respondents believe that the war against Ukraine did not impact the rate of youth crime in the Republic of Moldova (60%). Among the respondents that agreed with war in Ukraine having an impact on youth crime in Moldova, the main unprompted reason was the large number of refugees in the country (29%). More than half of the respondents (53%) consider young refugees from Ukraine to be at the same risk as youth from Moldova to be involved in criminal activities.

INTRODUCTION

This survey was conducted by Magenta Consulting for Terre des Hommes Moldova.

The survey is within the framework of the OSCE Secretariat's OCEEA/TNTD project entitled "Enhancing Youth Crime and Drug Use Prevention through Education on Legality and Awareness Campaigns Addressing Threats of Organized Crime and Corruption." The OSCE Secretariat, in co-operation with its implementing partner Terre des hommes Moldova, is conducting a comprehensive needs assessment study to assess youth crime trends as well as the effect of the war against Ukraine on youth and juvenile delinquency, map institutional framework on youth crime prevention, interview state, youth and civil society actors, formulate recommendations for future capacity building assistance on youth crime prevention in Moldova.

i.1 Aim and objectives of the study

The **main aim of the study** was evaluating the perception of the Moldova's general population about youth involvement in criminal activities.

The objectives of the survey were:

- Observe the public perception of youth crime in Moldova;
- Observe the perception of the public about the involvement of youth in corrupt activities;
- Observe the perception of the public about the involvement of youth in organized crime;
- Observe the perception of the public about the involvement of youth in drug-related crimes;
- Observe the perception of the public about the root causes of youth crime;
- Observe the perception of the public about the factors that put youth at risk of being involved in crimes;
- Observe the perception of the public about whose responsibility it is to prevent youth involvement in criminal activities;
- Observe the perception of the public about the impact of the war against Ukraine on youth crimes trends in Moldova;
- Observe the presence of initiatives at local level for the prevention of youth crime that the public is aware of;
- Observe the perception of the public about what can be done to enhance youth crime prevention in Moldova.

i.2 Methodology applied

The data presented in this report were collected through quantitative research.

Data collection method: CATI (Computer Assisted Telephone Interviews) – mobile and landline numbers

Sample: 928 respondents

Type of sample: proportional stratified multi-staged probabilistic sample

Respondents: population of Republic of Moldova aged 18+

Geography: national (right bank of Nistru river)

Margin of error: +-3.22%

The data presented in the report was collected between March 20 – April 3, 2023.

i.2.1 Sample and data collection

928 respondents aged 18+ participated in this survey. Included below is the geographical distribution of the collected sample.

Figure i.1: Collected sample – geographical distribution

Group	Rayons	Area	Nr. of questionnaires
Group 1	Briceni, Edinet, Ocnita, Donduseni	Urban	19
		Rural	45
Group 2	Soroca, Drochia, Floresti	Urban	20
		Rural	49
Group 12	Mun. Balti	Urban	40
		Rural	1
Group 3	Falesti, Glodeni, Rascani, Sangerei	Urban	18
		Rural	61
Group 4	Orhei, Rezina, Soldanesti, Telenesti	Urban	19
		Rural	57
Group 5	Mun. Chisinau	Urban	211
		Rural	23
Group 6	Anenii Noi, Criuleni, Ialoveni, Straseni, Dubasari	Urban	17
		Rural	81
Group 7	Ungheni, Calarasi, Nisporeni	Urban	20
		Rural	45
Group 8	Basarabasca, Hancesti, Leova, Cimislia	Urban	16
		Rural	49
Group 9	Causeni, Stefan Voda	Urban	8
		Rural	29
Group 10	UTA Gagauzia	Urban	17
		Rural	24
Group 11	Cahul, Cantemir, Taraclia	Urban	18
		Rural	41
TOTAL			928

The data collection process was conducted through the following steps:

Structure of the questionnaire

The questionnaire was elaborated by Magenta in close collaboration with the beneficiary.

The questionnaire included 30 questions and referred to respondents' perception about youth crime, the main causes and risk factors that lead to youth crime, prevention measures, the influence the war against Ukraine had on the youth crime rate in Moldova and socio-demographic data.

Questionnaire testing

The questionnaire was tested on 10 respondents. During the pre-testing attention was drawn to several aspects: order of the questions, wording and understanding of the questions by the respondents, instructions and skips for the interviewer, codes assigned to each response options, questionnaire length, and information needed for quality control procedures (start and stop of the interview, etc.). Also, after each interview the respondent was asked how some of the questions were understood. Based on the test, the content of the questionnaire was adjusted. Firstly, several tests of the questionnaire were performed in Romanian. After the 5 tests of the questionnaire in Romanian, the adjusted questionnaire was translated into Russian, and 5 Russian speakers were invited for testing. After the pre-testing, the questionnaire was synchronized in all three languages (Romanian, Russian and English) and submitted to the beneficiary for approval.

Interviewers' selection

A team of interviewers was selected. They have strong experience in conducting telephone surveys. The team of interviewers was trained for the purpose of the project on the types of answers to be expected from the respondents, procedure to record the answers, and the instructions in the questionnaire to be followed. The interviews were conducted in Romanian or Russian, depending on the preferences of the respondents.

Rayon, household and respondent selection

For the landline phone numbers, we separated the entire country into 11 geographic groups of regions. Based on the phone number ranges, the existing landline numbers were grouped in accordance with the 11 geographic groups. Then a phone number was randomly selected, and if the contacted phone number was a household where people live, we conducted an interview. The interviewer asked the person answering the phone who of the household members aged 18+ last celebrated their birthday – the identified person was invited to participate in the interview. If this person has been away for a long time (for example, working abroad), the interviewer chose the person whose birthday was before the first selected person. If the respondent refused to participate in the survey, another household from the randomized database of telephone numbers was called.

For mobile phone numbers, randomly selected phone numbers were called, and the person was asked to participate in the study.

Data input

Questionnaires were instantly entered into the database. As soon as an interviewer completed the answers, the data was transferred to the database via Wi-Fi, which eliminated the costs of double entry and helped reduce errors.

Quality control

Once the data collection process starts, simultaneously begins the process of monitoring and verification of the work performed by the interviewers. During data collection process, several aspects were verified:

1. More than 50% of audio recordings of each interviewer were reviewed and a back check report was completed.
2. Database with all completed questionnaires was exported daily and following aspects were verified: survey quotas completion, demographical structure of the respondents, consistency checks through the questionnaire, interview length per interviewer, response rate per interviewer, non-attitudes per interviewer, incomplete data, skips in the questionnaire trend per interviewer (skips usually shorten the duration of the interview), main questions responses per interviewer, the correctness and clarity of completing the open-ended questions etc.
In cases of poor work done by a specific interviewer was detected, all their questionnaires were removed.
3. During database processing the following cases were removed after cleaning the data:
 - Surveys that had a very short or very long duration
 - Mid-terminates
 - Non-attitudes (50% or more of variables with no response or “don't know / do not respond” option selected)
 - Also logic checks were done to ensure validity of the interviews.

Data analysis

Magenta Consulting uses statistic software SPSS to analyse survey data and produce not only general results for each question, but also cross-tabulations with demographics or any other questions, demonstrating correlations/associations with the topic of interest. Each result was presented graphically and commented.

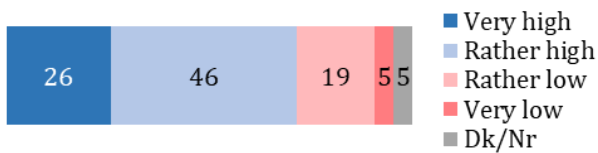
CHAPTER I: GENERAL PERCEPTION OF YOUTH CRIME IN THE REPUBLIC OF MOLDOVA

This chapter includes the analysis of the data regarding the perception of number of crimes in Moldova, whether it changed in the last 5 years, the consultation of official crime statistics, perception of the justice system actors being equipped to prevent youth crime, spread of certain types of crimes among youth and frequency of interaction with youth.

The majority of respondents believe that the number of crimes in the Republic of Moldova is very or rather high (72%). Meanwhile, approximately a quarter of respondents think that the number of crimes is low (24%).

Also, we observed that women seem to think to a slightly larger extent that crimes in the Republic of Moldova are high. Students to a larger extent (38%) believe that the criminality in Moldova is low (*see Annex 1*).

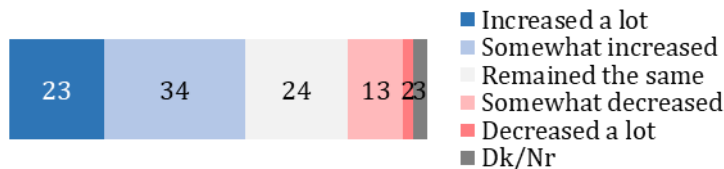
Figure 1.1: "Q7. How do you evaluate the number of crimes in Republic of Moldova at this time? (one answer)", N=928, %



57% of respondents think that the number of crimes in the Republic of Moldova increased during the last 5 years. A smaller share of respondents state that the number of crimes decreased (15%).

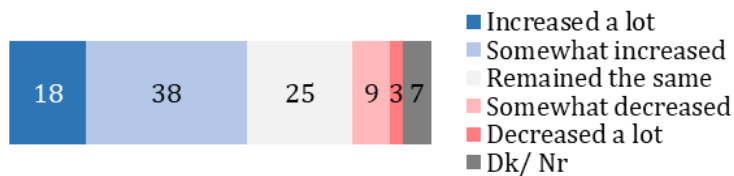
Women, people living in south region, rural areas to a larger extent believe that the number of crimes in Republic of Moldova increased in the last 5 years (*see Annex 2*).

Figure 1.2: "Q8. In your opinion, did the number of crimes increase, decrease or remain the same in RM in the last 5 years? (one answer)", N=928, %



Similar to the evaluation of the overall number of crimes, the majority of respondents claim that the number of crimes that were committed by people under the age of 24 increased in the past 5 years (56%).

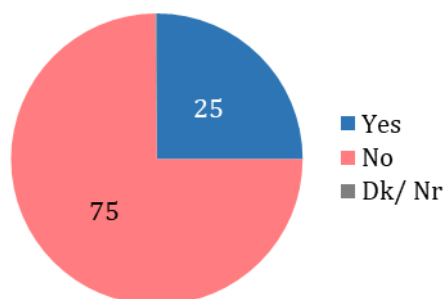
Figure 1.3: "Q9. In your opinion, did the number of crimes committed by people under the age of 24 increase, decrease or remain the same in RM in the last 5 years? (one answer)", N=928, %



About three in four respondents claim they have not read the official statistics regarding the number of crimes in the Republic of Moldova in the last 5 years (75%).

Unemployed respondents to a smaller extent informed themselves about the official statistics on the number of crimes committed in the RM in the last 5 years (see Annex 4).

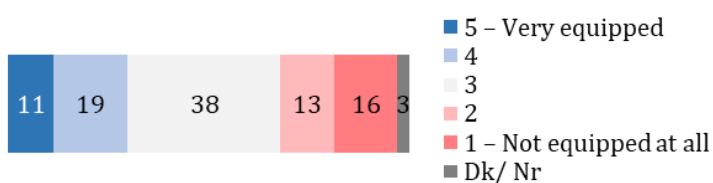
Figure 1.4: "Q10. In the last 5 years, have you read the official statistics on the number of crimes in RM? (one answer)", N=928, %



30% of respondents think that the justice system actors are equipped to prevent crime by youth under the age of 24. At the same time, 29% consider that these actors are not prepared for youth crime prevention.

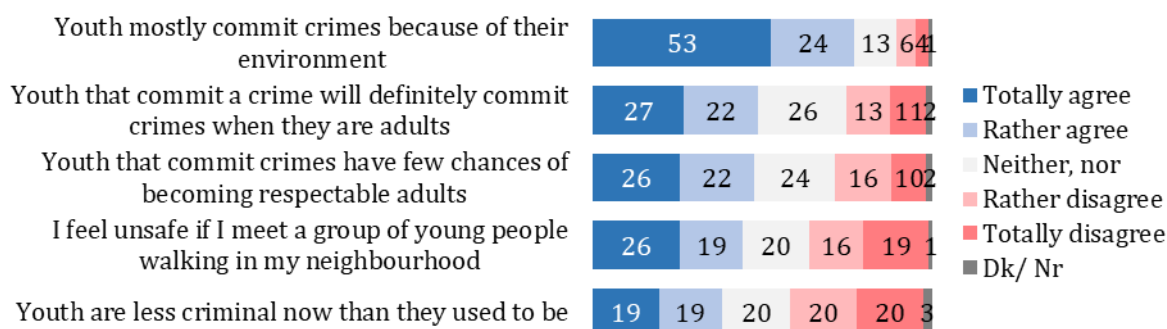
Respondents who are aged 56+ and those who are living in Chisinau or Southern region think to a larger degree that the justice system actors are unequipped to prevent youth crime (see Annex 5).

Figure 1.5: "Q11. To what extent do you think the justice system actors (such as police, judges, prosecutors, lawyers, etc.) are equipped to prevent crime by youth under the age of 24? Please evaluate on a scale from 5 to 1, where 5 is very equipped and 1 – not equipped at all? (one answer)", N=928, %



In general, the respondents mostly agree that youth commit crimes because of their environment (77%). Almost half of the respondents believe that youth that commit crimes will definitely commit them when they become adults (49%) and that they have few chances of becoming respectable (47%). Just under half (45%) reported feeling unsafe when meeting a group of young people walking in their neighbourhood. 40% of respondents think that youth are generally more criminal now than they used to be.

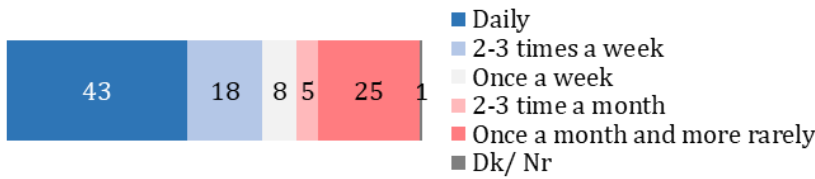
Figure 1.6: "Q12. To what extent do agree or disagree with the following statements? Please evaluate on a scale from 5 to 1, where 5 is totally agree and 1 – totally disagree?", N=928, %



Most of respondents talk to youth at least once a week (69%), out of these - 43% talk to them daily. A quarter of respondents state that they talk to young people under the age of 24 once a month or even more rarely.

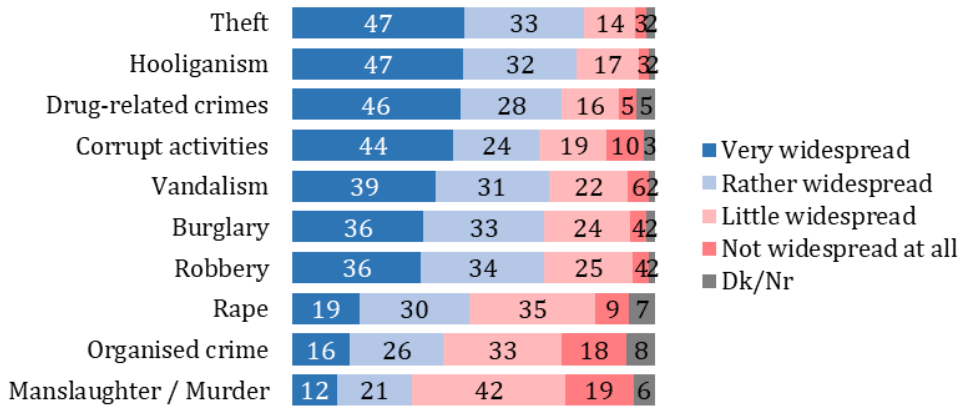
Pensioner respondents reported interacting less often with people under 24 (see Annex 7).

Figure 1.7: "Q13. How often do you talk to people under the age of 24?", N=928, %



According to the respondents, the top 3 most widespread types of crimes committed by youth in the Republic of Moldova are theft (80%), hooliganism (79%) and drug-related crimes (74%). On the other end, the crimes perceived as less widespread among the youth are manslaughter/ murder and organized crime.

Figure 1.8: "Q14. In your opinion, how widespread in RM are the following types of crimes committed by youth under the age of 24? Please evaluate on a scale from 4 to 1, where 4 means it is very widespread, and 1 - not widespread at all?", N=928, %



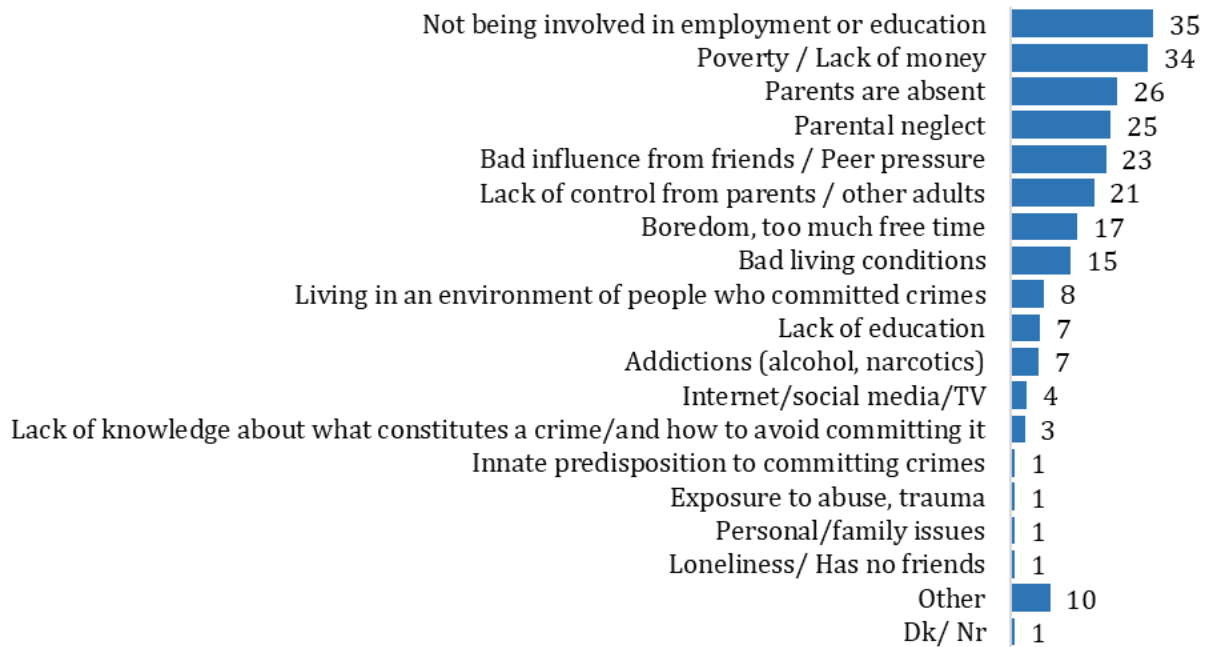
CHAPTER II: CAUSES AND RISK FACTORS FOR YOUTH CRIMES

This chapter includes analysis of the data regarding the main reasons and factors that influence the young people under 24 to commit crimes.

Respondents were asked unprompted to state the reasons of youth crime involvement. The top 5 reasons mentioned by the respondents were: not being involved in employment or education (35%), poverty and lack of money (34%), absent parents (26%), parental neglect (25%) and bad influence from friends or peer pressure (21%).

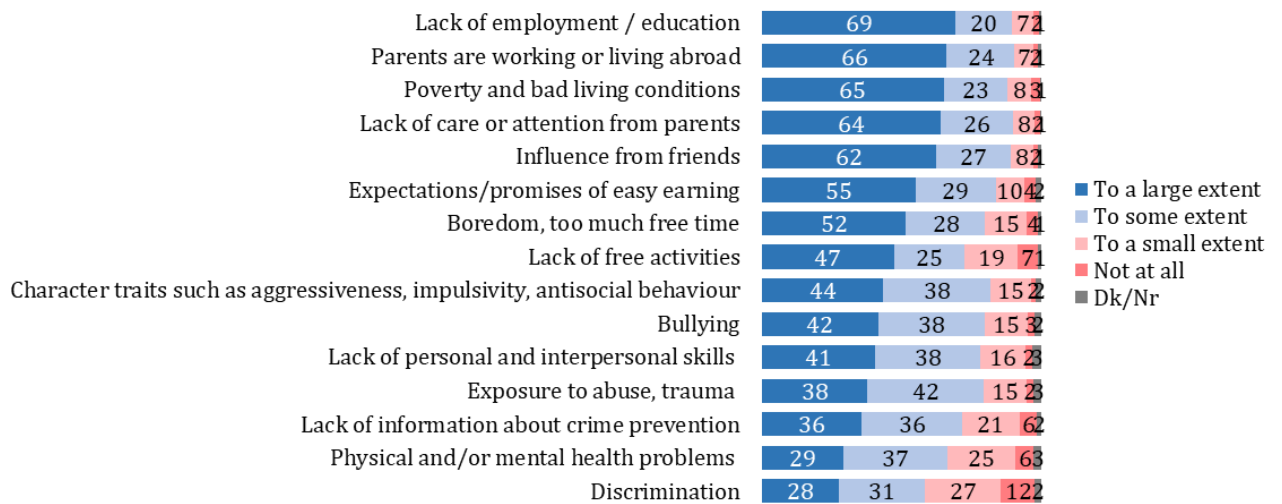
The majority of respondents aged 55+ think that youth commit crimes because they are not being involved in employment or education (53%). Almost half of the respondents that are students believe that reason youth commit crimes is the bad influence from friends and peer pressure (47%) (see Annex 9).

Figure 2.1: "Q15. What do you think are the reasons why youth under the age of 24 commit crimes? (multiple response - do not read)", N=928, %



Respondents were presented with a list of factors and asked to assess to what extent these influence youth involvement in crime. From the respondents' perspective, youth under the age of 24 are to a large extent influenced to commit crime by the following factors: the lack of employment and education (69%), their parents working or living abroad (66%), poverty and bad living conditions (65%), lack of care or attention from parents (64%) and influence from friends (62%). The top factors considered by respondents as having little to no influence on the youth committing crimes were discrimination (39% think it influence to a small or no extent), physical/mental health problems (31%), lack of information about crime prevention (27%) and lack of free activities (26%).

Figure 2.2: "Q16. To what extent do you think the following factors influence the youth under the age of 24 to commit crimes? (one answer per row)", N=928, %

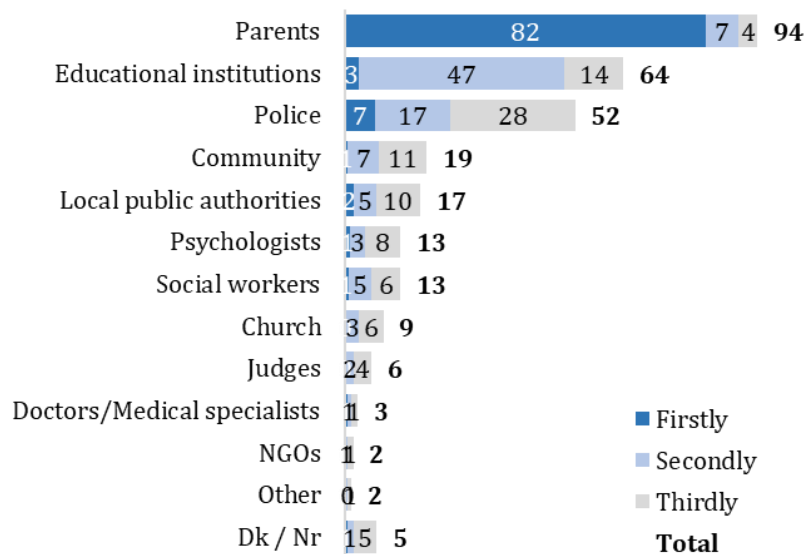


CHAPTER III: PREVENTION OF YOUTH CRIMES

The following chapter presents the analysis of the data regarding institutions/people that should be responsible for the prevention of youth crimes and prevention measures that should be taken to lower the involvement of youth in criminal activities.

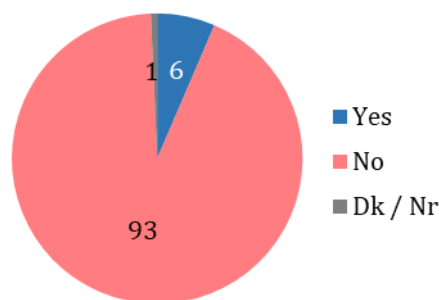
Respondents were asked about the main 3 people and institutions responsible for youth crime prevention and the top answers were parents (94%, significantly higher share of first mentions), educational institutions (64%) and police (52%).

Figure 3.1: "Q17. Who are the 3 main people/institutions that should be responsible for youth crime prevention? (one answer per column)", N=928, %



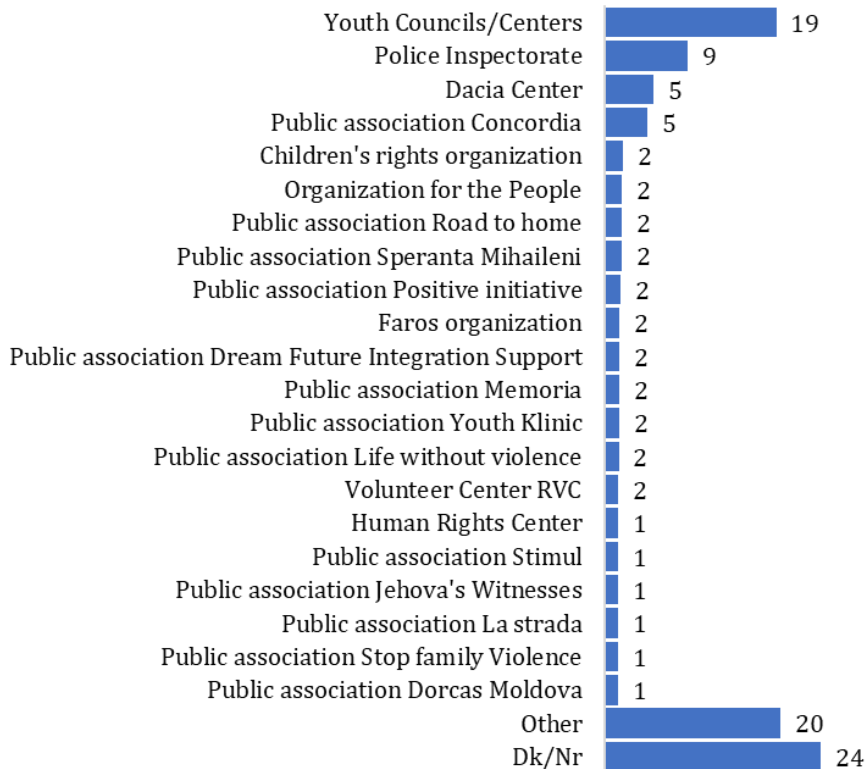
The majority of respondents are not aware about any initiatives or organizations in their rayon or in other regions that are involved in prevention of youth crime (93%).

Figure 3.2: "Q18. Do you know any initiatives/organizations in your settlement/rayon/the country that are involved in prevention of youth crime? (one answer)?", N=928, %



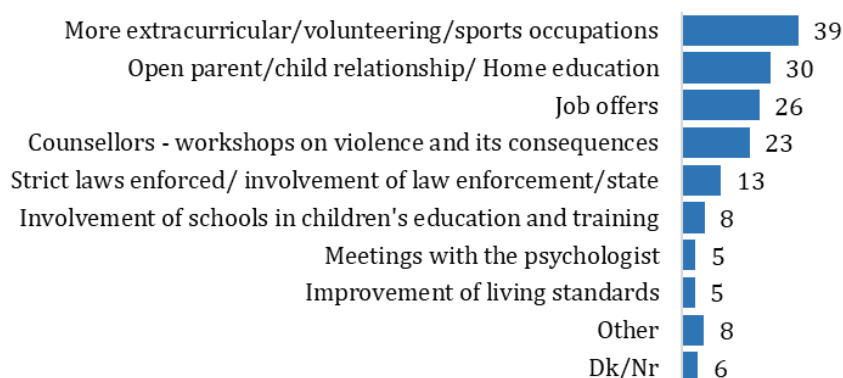
The respondents that were aware of any organization involved in youth crime prevention were asked to name them - 19% mentioned the Youth Councils/Centres, 9% - mentioned the Police and 5% each specified the organizations Dacia Centre and Concordia.

Figure 3.3: "Q19. What are the initiatives/organizations in your settlement/rayon/the country that are involved in prevention of youth crime? (open ended)?", N=62, % of respondents who know an initiative/organizations involved in youth crime prevention.



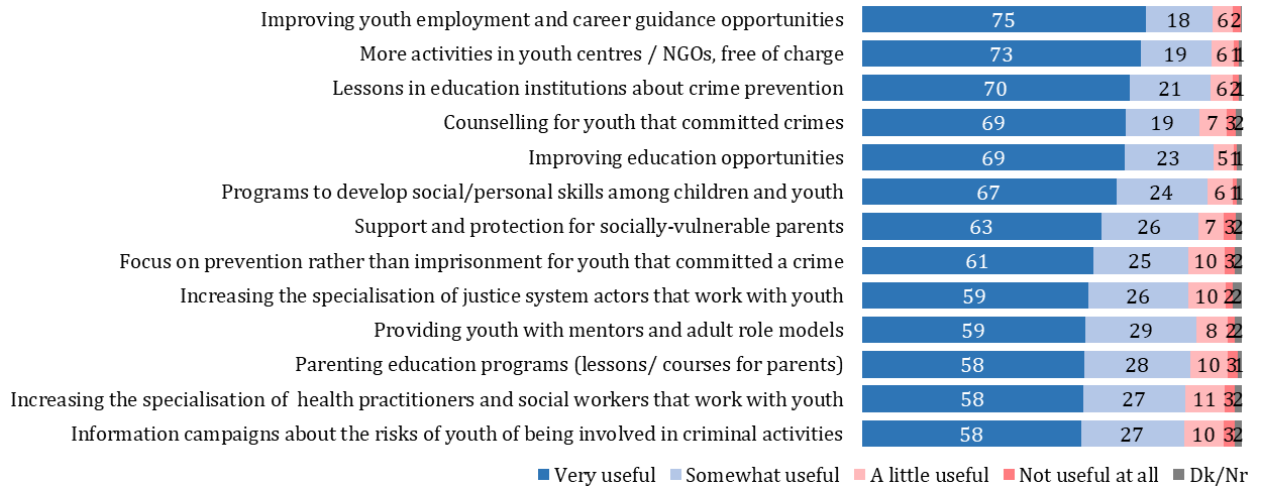
Without being prompted, respondents were asked about what should be done to prevent youth being involved in criminal activities. The main four measures suggested for youth crime prevention were more extracurricular/volunteering or sport activities (39%), open parent/child relationship and better education at home (30%), job offers (26%) and workshops on violence and its consequences (23%).

Figure 3.4: "Q20. In your opinion, what should be done to prevent youth being involved in criminal activities? (open ended)?", N=928, %



Most respondents believe that all of the presented activities are very helpful in preventing youth crime. Top 5 activities considered very useful for youth crime prevention are: improving employment and career guidance (75%), more free activities in youth canthers/ NGOs (73%), lessons about crime prevention (70%), improving education opportunities and counselling for youth that committed crimes (69% each).

Figure 3.5: "Q21. Please indicate to what extent do you think the following activities are helpful in preventing youth crime? (one answer per row)", N=928, %



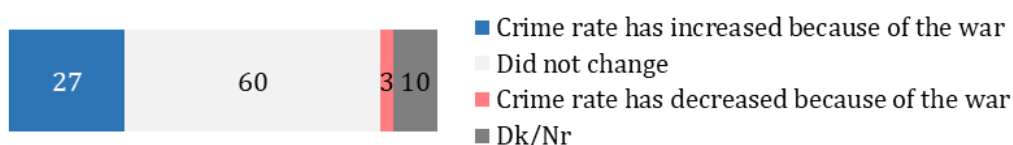
CHAPTER IV: IMPACT OF WAR AGAINST UKRAINE ON YOUTH CRIME INVOLVEMENT

This chapter includes the analysis of the data concerning whether the war against Ukraine had an impact on the youth crime in the Republic of Moldova and the perceived risk of young refugees in Moldova being involved in crime.

The majority of respondents believe that the war against Ukraine did not impact the rate of youth crime in the Republic of Moldova (60%). Roughly one in four people think that the crime rate increased because of the war.

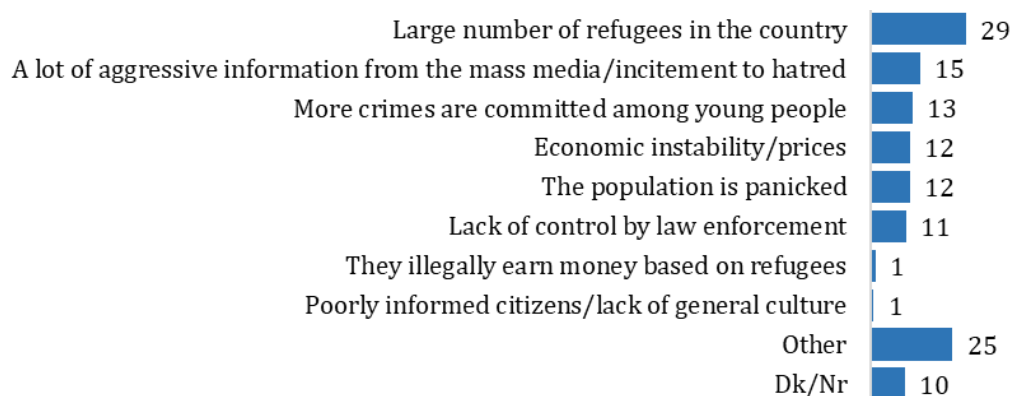
The respondents aged 55+ tend to believe to a greater extent that the crime rate has increased because of the war (35%) (see Annex 14).

Figure 4.1: "Q22. How do you think the war against Ukraine impacted youth crime in RM? (one answer)?", N=928, %




According to unprompted answers given by the respondents that think youth crime changed due to the war, 29% believe that this was due to a large number of refugees in the country.

Figure 4.2: "Q23. Why do you think that the war against Ukraine had an impact on the youth crime trends in RM? (open ended)?", N=277, % of the respondents that think that crime rate has changed because of war



Roughly half of the respondents consider that the young refugees from Ukraine are at the same risk as youth from Moldova to be involved in criminal activities (53%). About one in five believe the young refugees are more at risk of being involved in criminal activities.

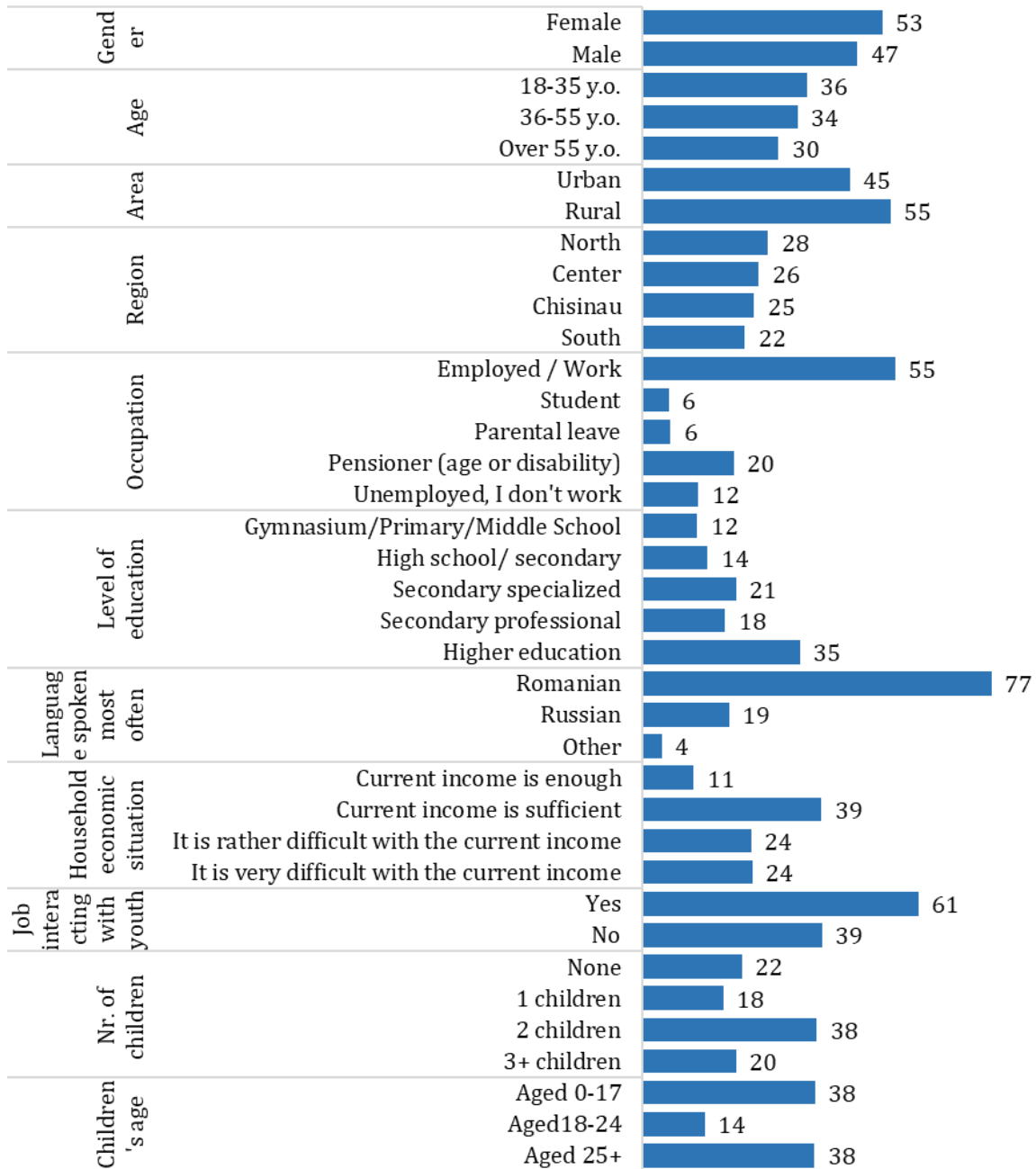
Figure 4.3: "Q24. In your opinion, are young refugees from Ukraine more, less at risk or at the same risk as youth from Moldova to be involved in criminal activities? (one answer)?", N=928, %



CHAPTER V: SOCIO-DEMOGRAPHIC PROFILE OF RESPONDENTS

About half of respondents are employed (55%) and one in three have university education level (35%). Most respondents are Romanian speaking (77%). About one in two interviewees mentioned that their household found it difficult to live with the current income (48%). The majority specified that their job involved interacting with youth (61%). Most respondents have children.

Figure 5.1: Socio-demographic profile of respondents, N=928, %



CONCLUSIONS

This study was conducted by Magenta for Terre des hommes.

The aim of the survey was to assess the public perception of the youth involvement in criminal activities in the Republic of Moldova. The data presented in this report were collected using the CATI method (Computer Assisted Telephone Interview). The national representative study included 928 respondents, citizens of Republic of Moldova (Right Bank), aged 18+. Data were collected between 20 March – 3 April, 2023.

The majority of respondents believe that the number of crimes in the Republic of Moldova is high. Most also think that the criminality rate among the general population and youth increased in the last 5 years. At the same time, most interviewees did not consult official crime statistics in the last 5 years.

While most respondents agree that youth commit crimes because of their environment, roughly half believe that these youth cannot become respectable adults that abstain from crime. Moreover, two out of five respondents mentioned feeling unsafe when seeing a group of young people hanging about. According to the respondents, the top 3 most widespread types of crimes committed by youth in Moldova are theft, hooliganism and drug-related crimes.

Regarding the causes of youth crimes, the following top 5 reasons were mentioned unprompted: not being involved in employment or education, poverty and lack of money, parents are absent, parental neglect, bad influence from friends and peer pressure. Similarly, the top 5 factors that influence youth crime are considered to be lack of employment and education, parents are working or living abroad, poverty and bad living conditions, lack of care attention from parents, influence from friends.

Parents are considered the most important people that should be involved in preventing youth crime. Most respondents do not know about any local organizations that are involved in the prevention of youth crime. In terms of unprompted measures to prevent youth being involved in criminal activities, over one-third of respondents suggested more extracurricular/volunteering or sport activities. Top 5 activities from the presented list considered very useful for youth crime prevention were improving employment and career guidance, more free activities in youth canters/ NGOs, lessons about crime prevention, improving education opportunities and counselling for youth that committed crimes.

Most respondents believe that the war against Ukraine did not impact the rate of youth crime in the Republic of Moldova. Roughly half think that young refugees are at the same risk as youth from Moldova to be involved in criminal activities.

ANNEX

Annex 1: "Q7. How do you evaluate the number of crimes in Republic of Moldova (RM) at this time? (one answer possible)"

% row		N	Very high	Rather high	Rather low	Very low	Dk/Nr
Total		928	26	46	19	5	5
Gender	Female	490	30	44	16	5	5
	Male	438	20	48	23	5	4
Age	18-35 y.o.	335	20	53	20	4	3
	36-55 y.o.	316	27	42	21	4	5
	Over 55 y.o.	277	31	43	15	6	6
Area	Urban	422	22	47	22	3	5
	Rural	506	28	45	17	6	4
Region	North	256	25	45	23	5	3
	Center	237	27	45	17	5	6
	Chisinau	228	25	47	20	3	6
	South	208	27	47	16	5	5
Occupation	Employed / Work	514	25	48	19	4	4
	Student	53	8	52	34	4	2
	Parental leave	57	39	46	5	5	5
	Pensioner (age or disability)	186	31	39	18	5	8
	Unemployed, I don't work	114	24	44	19	7	6
Level of education	Gymnasium/Primary/Middle School	111	29	38	20	6	8
	High school/ secondary	133	30	42	16	9	2
	Secondary specialized	191	26	41	23	6	4
	Secondary professional	168	26	47	17	4	7
	Higher education	320	22	53	19	3	4
Language spoken most often	Romanian	711	28	44	18	5	4
	Russian	176	15	55	21	4	5
	Other	38	17	46	25	2	10
Household economic situation	Current income is enough	104	14	48	28	7	3
	Current income is sufficient	365	21	49	22	4	4
	It is rather difficult with the current income	221	28	49	16	3	4
	It is very difficult with the current income	223	36	38	13	7	6
Job interacting with youth	Yes	312	26	48	19	3	3
	No	202	22	48	20	5	5
Nr. of children	None	203	11	55	25	5	3
	1 children	164	30	43	19	3	5
	2 children	356	31	44	16	4	5
	3+ children	190	27	44	19	6	5
Children's age	Aged 0-17	351	27	46	19	4	5
	Aged 18-24	127	31	42	18	7	2
	Aged 25+	350	31	41	15	6	6

Annex 2: "Q8. In your opinion, did the number of crimes increase, decrease or remain the same in RM in the last 5 years? (one answer possible)"

% row		N	Increased a lot	Somewhat increased	Remained the same	Somewhat decreased	Decreased a lot	Dk/Nr
Total		928	23	34	24	13	2	3
Gender	Female	490	26	39	21	8	2	3
	Male	438	18	29	28	19	2	4
Age	18-35 y.o.	335	23	37	23	13	1	3
	36-55 y.o.	316	22	34	26	14	2	3
	Over 55 y.o.	277	23	31	25	13	4	4
Area	Urban	422	20	32	29	15	2	3
	Rural	506	25	36	21	12	3	4
Region	North	256	22	30	26	15	3	4
	Center	237	24	32	25	13	3	3
	Chisinau	228	18	36	27	15	2	3
	South	208	27	38	20	11	1	4
Occupation	Employed / Work	514	21	36	26	13	2	2
	Student	53	18	27	23	26	0	6
	Parental leave	57	34	38	21	5	0	2
	Pensioner (age or disability)	186	23	30	22	14	5	5
	Unemployed, I don't work	114	28	32	22	10	3	5
Level of education	Gymnasium/Primary/Middle School	111	30	31	16	15	4	4
	High school/ secondary	133	29	31	17	17	2	3
	Secondary specialized	191	23	30	29	10	2	5
	Secondary professional	168	22	39	21	12	3	3
	Higher education	320	17	35	29	14	2	3
Language spoken most often	Romanian	711	24	32	24	14	2	3
	Russian	176	16	42	26	9	3	4
	Other	38	12	39	19	21	5	5
Household economic situation	Current income is enough	104	15	33	29	18	1	4
	Current income is sufficient	365	21	34	27	14	2	3
	It is rather difficult with the current income	221	21	39	21	12	2	6
	It is very difficult with the current income	223	30	31	22	12	3	1
Job interacting with youth	Yes	312	21	36	27	13	1	1
	No	202	19	37	24	14	2	4
Nr. of children	None	203	16	34	26	19	2	4
	1 children	164	22	44	21	10	1	2
	2 children	356	24	32	26	12	3	4
	3+ children	190	27	31	21	13	4	4
Children's age	Aged 0-17	351	24	36	24	11	2	3
	Aged 18-24	127	22	29	28	13	4	3
	Aged 25+	350	23	33	24	12	4	4

Annex 3: "Q9. In your opinion, did the number of crimes committed by people under the age of 24 increase, decrease or remain the same in RM in the last 5 years? (one answer possible)"

% row		N	Increased a lot	Somewhat increased	Remained the same	Somewhat decreased	Decreased a lot	Dk/ Nr
Total		928	18	38	25	9	3	7
Gender	Female	490	20	40	24	7	2	7
	Male	438	16	36	25	12	4	7
Age	18-35 y.o.	335	16	40	26	10	3	5
	36-55 y.o.	316	19	39	26	8	2	7
	Over 55 y.o.	277	19	36	22	9	4	9
Area	Urban	422	17	37	27	10	2	7
	Rural	506	19	39	23	8	4	7
Region	North	256	15	36	28	9	3	8
	Center	237	18	40	23	10	3	7
	Chisinau	228	20	34	27	8	2	8
	South	208	20	43	20	10	4	4
Occupation	Employed / Work	514	17	40	26	9	2	5
	Student	53	11	35	31	13	6	4
	Parental leave	57	28	42	22	2	2	5
	Pensioner (age or disability)	186	17	35	22	9	5	12
	Unemployed, I don't work	114	22	34	22	9	4	8
Level of education	Gymnasium/Primary/Middle School	111	18	36	21	13	4	8
	High school/ secondary	133	17	40	24	8	6	5
	Secondary specialized	191	16	35	29	7	4	9
	Secondary professional	168	22	36	22	8	2	10
	Higher education	320	18	41	25	9	1	5
Language spoken most often	Romanian	711	20	38	24	9	3	7
	Russian	176	11	41	27	8	3	10
	Other	38	16	35	31	10	6	2
Household economic situation	Current income is enough	104	13	44	29	7	4	3
	Current income is sufficient	365	19	39	24	8	2	6
	It is rather difficult with the current income	221	20	36	26	9	2	7
	It is very difficult with the current income	223	18	36	23	10	5	8
Job interacting with youth	Yes	312	18	41	27	8	2	5
	No	202	15	39	25	11	2	6
Nr. of children	None	203	10	38	28	12	5	6
	1 children	164	18	48	22	5	1	6
	2 children	356	21	34	26	9	2	8
	3+ children	190	21	38	19	9	5	8
Children's age	Aged 0-17	351	20	39	24	8	2	7
	Aged 18-24	127	18	40	27	7	3	5
	Aged 25+	350	19	38	23	8	4	8

Annex 4: "Q10. In the last 5 years, have you read the official statistics on the number of crimes in RM? (one answer possible)"

% row		N	Yes	No	Dk/Nr
Total		928	25	75	0
Gender	Female	490	25	75	0
	Male	438	25	75	0
Age	18-35 y.o.	335	25	75	0
	36-55 y.o.	316	24	76	0
	Over 55 y.o.	277	26	73	0
Area	Urban	422	27	73	0
	Rural	506	23	76	0
Region	North	256	24	76	0
	Center	237	30	70	0
	Chisinau	228	25	75	0
	South	208	21	79	0
Occupation	Employed / Work	514	27	73	0
	Student	53	29	71	0
	Parental leave	57	23	77	0
	Pensioner (age or disability)	186	24	76	0
	Unemployed, I don't work	114	17	82	1
Level of education	Gymnasium/Primary/Middle School	111	19	80	1
	High school/ secondary	133	27	73	0
	Secondary specialized	191	18	81	0
	Secondary professional	168	27	73	0
	Higher education	320	29	71	0
Language spoken most often	Romanian	711	26	74	0
	Russian	176	23	77	0
	Other	38	15	85	0
Household economic situation	Current income is enough	104	31	68	1
	Current income is sufficient	365	25	75	0
	It is rather difficult with the current income	221	27	73	0
	It is very difficult with the current income	223	22	78	0
Job interacting with youth	Yes	312	28	72	0
	No	202	26	74	0
Nr. of children	None	203	25	75	0
	1 children	164	28	71	1
	2 children	356	23	77	0
	3+ children	190	25	75	0
Children's age	Aged 0-17	351	24	76	0
	Aged 18-24	127	27	73	0
	Aged 25+	350	25	75	0

Annex 5: "Q11. To what extent do you think the justice system actors (such as police, judges, prosecutors, lawyers, etc.) are equipped to prevent crime by youth under the age of 24? Please evaluate on a scale from 5 to 1, where 5 is very equipped and 1 – not equipped at all. (one answer)"

% row		N	5 – very equipped	4	3	2	1 – not equipped at all	Dk/Nr
Total		928	11	19	38	13	16	3
Gender	Female	490	12	21	36	13	15	4
	Male	438	11	17	40	14	16	2
Age	18-35 y.o.	335	13	19	42	16	9	1
	36-55 y.o.	316	11	21	39	12	14	4
	Over 55 y.o.	277	10	15	32	12	26	5
Area	Urban	422	7	19	43	15	15	2
	Rural	506	14	19	34	13	16	4
Region	North	256	16	22	32	11	15	3
	Center	237	14	18	40	11	13	3
	Chisinau	228	5	19	43	16	16	2
	South	208	9	14	37	16	20	4
Occupation	Employed / Work	514	11	19	40	15	13	3
	Student	53	14	24	43	16	4	0
	Parental leave	57	10	18	47	16	6	3
	Pensioner (age or disability)	186	9	16	32	10	28	4
	Unemployed, I don't work	114	15	20	33	10	19	3
Level of education	Gymnasium/Primary/Middle School	111	23	19	28	10	15	4
	High school/ secondary	133	12	16	38	17	13	3
	Secondary specialized	191	16	19	36	8	16	5
	Secondary professional	168	6	17	37	12	24	3
	Higher education	320	6	20	44	17	12	1
Language spoken most often	Romanian	711	11	19	39	13	15	3
	Russian	176	10	17	36	15	17	4
	Other	38	17	15	26	18	21	2
Household economic situation	Current income is enough	104	14	22	37	16	9	2
	Current income is sufficient	365	9	20	42	14	12	2
	It is rather difficult with the current income	221	11	17	41	12	15	4
	It is very difficult with the current income	223	13	16	30	13	25	4
Job interacting with youth	Yes	312	8	22	42	14	13	2
	No	202	16	15	37	16	12	5
Nr. of children	None	203	11	20	41	15	9	4
	1 children	164	9	19	38	14	19	2
	2 children	356	10	18	39	12	18	2
	3+ children	190	16	20	31	14	15	4
Children's age	Aged 0-17	351	12	21	41	14	11	1
	Aged 18-24	127	10	21	38	13	15	2
	Aged 25+	350	11	16	33	12	24	5

Annex 6.1: "Q12. To what extent do you agree or disagree with the following statements? Please evaluate on a scale from 5 to 1, where 5 is totally agree and 1 – totally disagree? (one answer per row)"

% row		N	Youth mostly commit crimes because of their environment				Youth that commit a crime will definitely commit crimes when they are adults			
			Agree	Neither, nor	Disagree	Dk/Nr	Agree	Neither, nor	Disagree	Dk/Nr
Total		928	77	13	9	1	49	26	24	2
Gender	Female	490	78	11	10	1	49	24	25	2
	Male	438	75	15	8	2	48	28	23	1
Age	18-35 y.o.	335	79	13	7	0	48	31	21	1
	36-55 y.o.	316	80	11	8	1	48	25	24	2
	Over 55 y.o.	277	70	14	13	3	50	22	27	2
Area	Urban	422	80	11	8	1	45	30	25	1
	Rural	506	74	14	11	2	52	23	23	2
Region	North	256	77	12	10	1	51	22	23	4
	Center	237	72	16	12	0	49	28	22	0
	Chisinau	228	83	11	5	1	46	31	22	1
	South	208	75	13	10	2	49	22	28	1
Occupation	Employed / Work	514	80	11	8	1	49	27	23	1
	Student	53	78	22	0	0	48	27	26	0
	Parental leave	57	82	13	5	0	49	28	23	0
	Pensioner (age or disability)	186	68	16	13	3	46	24	27	4
	Unemployed, I don't work	114	74	11	13	2	52	24	22	2
Level of education	Gymnasium/Primary/Middle School	111	69	16	11	4	54	24	19	2
	High school/ secondary	133	76	14	10	0	49	25	24	3
	Secondary specialized	191	75	13	11	2	50	25	24	1
	Secondary professional	168	76	11	14	0	47	25	25	3
	Higher education	320	82	12	5	1	47	29	24	1
Language spoken most often	Romanian	711	76	14	9	1	51	27	20	2
	Russian	176	82	7	9	2	39	25	35	1
	Other	38	65	11	17	7	49	12	35	5
Household economic situation	Current income is enough	104	80	13	6	0	47	26	26	1
	Current income is sufficient	365	78	11	10	1	44	32	23	1
	It is rather difficult with the current income	221	78	15	5	1	49	25	23	3
	It is very difficult with the current income	223	72	12	15	1	56	19	23	1
Job interacting with youth	Yes	312	77	13	9	0	50	25	25	1
	No	202	84	9	6	1	48	31	19	2
Nr. of children	None	203	79	12	8	1	47	29	24	0
	1 children	164	75	17	7	2	50	24	25	1
	2 children	356	77	12	9	1	46	27	25	3
	3+ children	190	77	12	11	0	55	22	21	1
Children's age	Aged 0-17	351	81	12	6	1	47	28	24	1
	Aged 18-24	127	81	10	8	0	47	27	23	4
	Aged 25+	350	72	14	12	2	50	22	25	2

Annex 6.2: "Q12. To what extent do you agree or disagree with the following statements? Please evaluate on a scale from 5 to 1, where 5 is totally agree and 1 – totally disagree? (one answer per row)" (CONTINUED)

% row		N	Youth that commit crimes have few chances of becoming respectable adults				I feel unsafe if I meet a group of young people walking in my neighborhood			
			Agree	Neither, nor	Disagree	Dk/Nr	Agree	Neither, nor	Disagree	Dk/Nr
Total		928	48	24	27	2	44	20	35	1
Gender	Female	490	46	24	28	2	51	18	31	1
	Male	438	49	23	26	2	37	22	40	0
Age	18-35 y.o.	335	44	27	28	0	37	22	42	1
	36-55 y.o.	316	48	23	27	2	47	19	32	2
	Over 55 y.o.	277	52	21	25	2	50	17	31	0
Area	Urban	422	46	24	29	1	42	22	36	1
	Rural	506	49	24	25	2	46	18	35	1
Region	North	256	46	24	28	2	43	19	36	1
	Center	237	46	28	23	2	47	19	34	0
	Chisinau	228	46	25	28	1	43	23	34	1
	South	208	53	16	29	1	43	18	38	0
Occupation	Employed / Work	514	47	24	28	1	40	22	38	0
	Student	53	53	20	27	0	29	29	42	0
	Parental leave	57	54	23	22	0	57	14	28	2
	Pensioner (age or disability)	186	50	23	24	4	51	18	28	1
	Unemployed, I don't work	114	42	27	29	2	50	12	36	2
Level of education	Gymnasium/Primary/Middle School	111	46	28	24	2	53	13	33	0
	High school/ secondary	133	49	22	28	1	46	21	33	1
	Secondary specialized	191	52	21	25	2	44	19	36	1
	Secondary professional	168	46	20	31	3	44	18	36	1
	Higher education	320	46	26	27	1	41	23	36	1
Language spoken most often	Romanian	711	50	25	24	1	46	20	33	1
	Russian	176	41	18	39	2	39	17	43	3
	Other	38	40	28	24	9	40	16	42	2
Household economic situation	Current income is enough	104	43	22	33	2	42	17	39	1
	Current income is sufficient	365	46	25	27	2	43	21	36	1
	It is rather difficult with the current income	221	47	26	25	2	43	21	35	1
	It is very difficult with the current income	223	53	20	27	1	49	17	33	0
Job interacting with youth	Yes	312	48	24	27	1	40	24	35	0
	No	202	45	23	30	2	40	18	42	0
Nr. of children	None	203	42	27	30	1	31	24	44	0
	1 children	164	46	24	29	1	42	20	38	2
	2 children	356	48	23	26	3	46	19	33	1
	3+ children	190	52	22	25	1	54	16	29	1
Children's age	Aged 0-17	351	47	25	26	1	46	18	35	0
	Aged 18-24	127	52	23	22	2	52	18	30	2
	Aged 25+	350	50	21	27	2	49	18	32	0

Annex 6.3: "Q12. To what extent do you agree or disagree with the following statements? Please evaluate on a scale from 5 to 1, where 5 is totally agree and 1 – totally disagree? (one answer per row)" (CONTINUED)

% row		N	Youth are less criminal now than they used to be			
			Agree	Neither, nor	Disagree	Dk/Nr
Total		928	38	20	39	3
Gender	Female	490	35	22	42	1
	Male	438	42	19	36	4
Age	18-35 y.o.	335	38	21	38	2
	36-55 y.o.	316	38	20	39	3
	Over 55 y.o.	277	37	19	40	4
Area	Urban	422	38	21	39	2
	Rural	506	38	20	39	3
Region	North	256	32	24	40	4
	Center	237	38	21	38	3
	Chisinau	228	41	18	39	2
	South	208	41	17	39	2
Occupation	Employed / Work	514	38	20	39	2
	Student	53	33	30	34	3
	Parental leave	57	38	16	45	2
	Pensioner (age or disability)	186	38	18	39	4
	Unemployed, I don't work	114	38	21	37	3
Level of education	Gymnasium/Primary/Middle School	111	44	17	37	3
	High school/ secondary	133	33	20	45	3
	Secondary specialized	191	43	21	32	4
	Secondary professional	168	33	20	43	4
	Higher education	320	37	22	39	1
Language spoken most often	Romanian	711	39	20	40	1
	Russian	176	36	21	37	6
	Other	38	38	14	39	9
Household economic situation	Current income is enough	104	35	22	40	3
	Current income is sufficient	365	39	21	37	3
	It is rather difficult with the current income	221	35	22	38	4
	It is very difficult with the current income	223	40	16	43	1
Job interacting with youth	Yes	312	37	22	40	2
	No	202	41	19	38	3
Nr. of children	None	203	41	21	37	2
	1 children	164	40	19	38	2
	2 children	356	35	20	42	4
	3+ children	190	37	21	39	3
Children's age	Aged 0-17	351	38	19	40	3
	Aged 18-24	127	36	20	41	2
	Aged 25+	350	36	21	40	3

Annex 7: "Q13. How often do you talk to people under the age of 24? (one answer possible)"

% row		N	Daily	2-3 times a week	Once a week	2-3 time a month	Once a month and more rarely	Dk/ Nr
Total		928	43	18	8	5	25	1
Gender	Female	490	43	16	8	5	27	0
	Male	438	44	20	8	5	22	1
Age	18-35 y.o.	335	47	20	8	5	21	0
	36-55 y.o.	316	51	16	8	5	20	1
	Over 55 y.o.	277	30	19	9	7	34	1
Area	Urban	422	45	18	8	6	23	0
	Rural	506	42	18	9	4	26	1
Region	North	256	43	18	7	4	27	1
	Center	237	39	19	9	6	27	0
	Chisinau	228	46	17	7	7	23	1
	South	208	46	18	11	5	21	0
Occupation	Employed / Work	514	52	19	7	5	18	0
	Student	53	63	13	7	4	12	0
	Parental leave	57	36	21	5	9	29	0
	Pensioner (age or disability)	186	20	18	10	9	41	2
	Unemployed, I don't work	114	37	16	12	2	32	1
Level of education	Gymnasium/Primary/Middle School	111	41	16	10	5	28	0
	High school/ secondary	133	40	15	10	6	30	0
	Secondary specialized	191	42	16	9	6	25	1
	Secondary professional	168	42	22	4	6	25	1
	Higher education	320	47	20	8	4	20	0
Language spoken most often	Romanian	711	43	18	8	5	25	1
	Russian	176	46	18	8	5	23	0
	Other	38	45	12	9	10	21	3
Household economic situation	Current income is enough	104	54	19	6	4	18	0
	Current income is sufficient	365	47	19	8	4	21	1
	It is rather difficult with the current income	221	37	15	10	7	30	0
	It is very difficult with the current income	223	40	17	8	6	27	1
Job interacting with youth	Yes	312	64	19	6	3	9	0
	No	202	33	19	8	8	32	1
Nr. of children	None	203	48	17	8	5	22	0
	1 children	164	42	17	5	7	29	1
	2 children	356	42	17	10	5	25	0
	3+ children	190	42	20	7	4	25	2
Children's age	Aged 0-17	351	45	20	9	5	21	0
	Aged 18-24	127	61	19	6	2	12	1
	Aged 25+	350	37	15	9	7	30	2

Annex 8.1: "Q14. In your opinion, how widespread in RM are the following types of crimes committed by youth under the age of 24? Please evaluate on a scale from 4 to 1, where 4 means it is very widespread, and 1 - not widespread at all? (one answer possible per row)" Widespread (Very widespread + Rather widespread) and Not widespread (Not widespread at all + Little widespread) (CONTINUED)

% row		N	Theft			Hooliganism		
			Widespread	Not widespread	Dk/Nr	Widespread	Not Widespread	Dk/Nr
Total		928	81	17	2	79	20	1
Gender	Female	490	82	16	2	81	18	2
	Male	438	78	19	3	76	22	1
Age	18-35 y.o.	335	88	12	0	85	14	2
	36-55 y.o.	316	78	19	3	77	21	1
	Over 55 y.o.	277	75	22	3	72	27	1
Area	Urban	422	80	18	2	81	18	2
	Rural	506	81	17	2	77	22	2
Region	North	256	77	22	2	77	21	2
	Center	237	81	16	3	79	18	2
	Chisinau	228	80	16	3	81	18	0
	South	208	85	14	1	77	22	2
Occupation	Employed / Work	514	83	16	1	81	17	0
	Student	53	79	21	0	81	19	0
	Parental leave	57	90	8	2	87	13	1
	Pensioner (age or disability)	186	72	24	4	68	31	2
	Unemployed, I don't work	114	80	15	5	79	19	4
Level of education	Gymnasium/Primary/Middle School	111	83	14	3	71	25	2
	High school/ secondary	133	76	21	3	84	14	1
	Secondary specialized	191	79	18	4	71	27	1
	Secondary professional	168	78	19	4	79	20	1
	Higher education	320	85	15	0	83	16	2
Language spoken most often	Romanian	711	81	17	2	79	20	2
	Russian	176	79	18	3	81	17	0
	Other	38	77	20	4	65	35	3
Household economic situation	Current income is enough	104	80	19	1	79	18	1
	Current income is sufficient	365	81	17	2	80	19	1
	It is rather difficult with the current income	221	81	18	1	81	18	2
	It is very difficult with the current income	223	81	16	3	74	24	1
Job interacting with youth	Yes	312	83	16	1	82	17	3
	No	202	82	17	2	80	17	1
Nr. of children	None	203	83	17	0	80	19	1
	1 children	164	86	11	3	82	16	1
	2 children	356	82	16	3	79	20	3
	3+ children	190	71	26	3	74	24	2
Children's age	Aged 0-17	351	83	14	3	82	16	2
	Aged 18-24	127	78	19	3	79	19	1
	Aged 25+	350	77	20	3	73	25	0

Annex 8.2: "Q14. In your opinion, how widespread in RM are the following types of crimes committed by youth under the age of 24? Please evaluate on a scale from 4 to 1, where 4 means it is very widespread, and 1 - not widespread at all? (one answer possible per row)" Widespread (Very widespread + Rather widespread) and Not widespread (Not widespread at all + Little widespread) (CONTINUED)

% row		N	Drug-related crimes			Corrupt activities		
			Widespread	Not Widespread	Dk/Nr	Widespread	Not Widespread	Dk/Nr
Total		928	74	21	5	68	29	3
Gender	Female	490	76	20	4	68	28	3
	Male	438	73	22	6	68	29	3
Age	18-35 y.o.	335	74	23	3	66	33	1
	36-55 y.o.	316	70	23	7	68	28	4
	Over 55 y.o.	277	79	15	6	71	24	5
Area	Urban	422	77	19	4	64	33	3
	Rural	506	72	22	6	72	25	3
Region	North	256	68	26	6	68	27	5
	Center	237	75	20	6	69	29	2
	Chisinau	228	82	13	4	61	34	5
	South	208	73	23	4	74	25	0
Occupation	Employed / Work	514	74	21	5	65	33	2
	Student	53	69	31	0	70	30	0
	Parental leave	57	77	22	2	64	34	2
	Pensioner (age or disability)	186	74	18	8	73	21	6
	Unemployed, I don't work	114	75	19	6	75	20	4
Level of education	Gymnasium/Primary/Middle School	111	61	26	13	72	25	4
	High school/ secondary	133	77	19	5	73	24	3
	Secondary specialized	191	71	23	6	68	28	4
	Secondary professional	168	76	20	4	66	28	5
	Higher education	320	79	19	3	66	32	2
Language spoken most often	Romanian	711	75	20	5	71	27	2
	Russian	176	77	19	4	57	36	6
	Other	38	56	36	8	72	25	2
Household economic situation	Current income is enough	104	66	30	4	62	36	2
	Current income is sufficient	365	79	18	4	66	33	2
	It is rather difficult with the current income	221	75	20	5	71	27	2
	It is very difficult with the current income	223	71	21	8	72	22	6
Job interacting with youth	Yes	312	75	21	4	68	30	2
	No	202	73	20	7	59	38	3
Nr. of children	None	203	70	27	3	69	30	1
	1 children	164	80	16	4	63	34	3
	2 children	356	76	18	6	68	28	3
	3+ children	190	71	22	7	71	23	5
Children's age	Aged 0-17	351	73	22	5	65	32	4
	Aged 18-24	127	75	16	10	73	24	4
	Aged 25+	350	77	16	7	70	26	4

Annex 8.3: "Q14. In your opinion, how widespread in RM are the following types of crimes committed by youth under the age of 24? Please evaluate on a scale from 4 to 1, where 4 means it is very widespread, and 1 - not widespread at all? (one answer possible per row)" Widespread (Very widespread + Rather widespread) and Not widespread (Not widespread at all + Little widespread) (CONTINUED)

% row		N	Vandalism			Burglary		
			Widespread	Not Widespread	Dk/Nr	Widespread	Not Widespread	Dk/Nr
Total		928	71	28	2	69	28	2
Gender	Female	490	72	27	1	72	25	2
	Male	438	69	28	3	66	31	2
Age	18-35 y.o.	335	72	27	1	72	27	1
	36-55 y.o.	316	72	26	3	71	26	3
	Over 55 y.o.	277	67	31	2	64	32	3
Area	Urban	422	73	25	1	70	27	3
	Rural	506	68	30	2	69	29	2
Region	North	256	68	29	3	70	28	2
	Center	237	70	28	2	72	26	2
	Chisinau	228	78	22	1	71	25	4
	South	208	67	32	0	65	34	1
Occupation	Employed / Work	514	73	25	1	72	26	2
	Student	53	67	30	3	62	34	4
	Parental leave	57	77	22	2	77	20	3
	Pensioner (age or disability)	186	67	30	3	62	34	4
	Unemployed, I don't work	114	64	34	2	71	27	2
Level of education	Gymnasium/Primary/Middle School	111	71	29	0	71	27	2
	High school/ secondary	133	73	26	1	67	31	2
	Secondary specialized	191	63	32	4	65	32	3
	Secondary professional	168	69	29	2	72	25	3
	Higher education	320	76	23	1	71	27	2
Language spoken most often	Romanian	711	72	27	2	73	26	1
	Russian	176	69	28	2	60	33	6
	Other	38	60	40	0	51	49	0
Household economic situation	Current income is enough	104	68	31	1	68	31	1
	Current income is sufficient	365	72	26	2	68	29	3
	It is rather difficult with the current income	221	73	25	1	71	26	2
	It is very difficult with the current income	223	68	30	2	71	27	2
Job interacting with youth	Yes	312	73	26	1	72	26	1
	No	202	74	25	2	71	26	2
Nr. of children	None	203	74	26	1	69	30	2
	1 children	164	74	25	1	72	25	3
	2 children	356	71	28	1	70	28	2
	3+ children	190	65	31	4	68	28	4
Children's age	Aged 0-17	351	70	28	2	70	28	3
	Aged 18-24	127	66	32	3	70	27	2
	Aged 25+	350	69	29	2	68	29	3

Annex 8.4: "Q14. In your opinion, how widespread in RM are the following types of crimes committed by youth under the age of 24? Please evaluate on a scale from 4 to 1, where 4 means it is very widespread, and 1 - not widespread at all? (one answer possible per row)" Widespread (Very widespread + Rather widespread) and Not widespread (Not widespread at all + Little widespread) (CONTINUED)

% row		N	Robbery			Rape		
			Widespread	Not Widespread	Dk/Nr	Widespread	Not Widespread	Dk/Nr
Total		928	69	29	2	49	44	7
Gender	Female	490	72	26	2	54	40	6
	Male	438	67	32	1	43	49	9
Age	18-35 y.o.	335	72	27	1	52	44	4
	36-55 y.o.	316	71	26	2	48	45	8
	Over 55 y.o.	277	64	34	2	47	43	10
Area	Urban	422	72	27	1	45	49	7
	Rural	506	67	31	2	52	40	8
Region	North	256	66	32	2	47	46	8
	Center	237	68	30	2	50	44	6
	Chisinau	228	78	21	2	47	42	11
	South	208	66	32	1	52	44	4
Occupation	Employed / Work	514	71	28	1	47	47	7
	Student	53	73	27	0	49	45	6
	Parental leave	57	80	17	3	69	31	0
	Pensioner (age or disability)	186	58	39	3	48	42	10
	Unemployed, I don't work	114	76	23	1	51	40	9
Level of education	Gymnasium/Primary/Middle School	111	70	27	3	50	41	9
	High school/ secondary	133	72	26	3	56	38	6
	Secondary specialized	191	67	31	2	53	39	9
	Secondary professional	168	71	27	1	45	48	7
	Higher education	320	69	30	1	46	48	6
Language spoken most often	Romanian	711	73	26	1	51	42	7
	Russian	176	61	36	3	44	47	8
	Other	38	48	50	2	28	61	11
Household economic situation	Current income is enough	104	73	26	1	41	51	8
	Current income is sufficient	365	69	29	2	47	46	7
	It is rather difficult with the current income	221	69	30	1	51	42	7
	It is very difficult with the current income	223	67	30	3	55	37	8
Job interacting with youth	Yes	312	69	30	1	47	48	5
	No	202	73	25	2	46	45	9
Nr. of children	None	203	71	29	0	44	52	4
	1 children	164	70	27	2	50	41	8
	2 children	356	69	29	2	50	40	10
	3+ children	190	68	30	2	51	44	5
Children's age	Aged 0-17	351	71	26	2	52	41	7
	Aged 18-24	127	72	27	1	52	40	9
	Aged 25+	350	66	32	2	48	42	10

Annex 8.5: "Q14. In your opinion, how widespread in RM are the following types of crimes committed by youth under the age of 24? Please evaluate on a scale from 4 to 1, where 4 means it is very widespread, and 1 - not widespread at all? (one answer possible per row)" Widespread (Very widespread + Rather widespread) and Not widespread (Not widespread at all + Little widespread) (CONTINUED)

% row		N	Organised crime			Manslaughter / Murder		
			Widespread	Not Widespread	Dk/Nr	Widespread	Not Widespread	Dk/Nr
Total		928	42	51	8	33	61	6
Gender	Female	490	45	46	9	39	56	5
	Male	438	37	56	7	27	66	7
Age	18-35 y.o.	335	38	59	3	29	69	2
	36-55 y.o.	316	40	50	11	32	61	7
	Over 55 y.o.	277	48	41	11	40	52	9
Area	Urban	422	39	53	7	28	64	7
	Rural	506	43	48	9	37	58	5
Region	North	256	36	54	9	29	65	6
	Center	237	46	46	7	40	56	4
	Chisinau	228	42	49	9	30	60	10
	South	208	42	52	6	34	62	3
Occupation	Employed / Work	514	37	56	7	30	64	6
	Student	53	23	75	2	18	79	3
	Parental leave	57	56	39	5	44	51	5
	Pensioner (age or disability)	186	51	38	11	41	50	9
	Unemployed, I don't work	114	45	44	11	38	60	2
Level of education	Gymnasium/Primary/Middle School	111	41	49	10	45	52	2
	High school/ secondary	133	40	53	7	39	55	6
	Secondary specialized	191	47	44	8	37	57	6
	Secondary professional	168	42	46	12	34	59	7
	Higher education	320	39	56	5	24	70	6
Language spoken most often	Romanian	711	42	50	7	36	60	5
	Russian	176	39	51	10	26	63	10
	Other	38	35	52	13	19	72	9
Household economic situation	Current income is enough	104	37	60	3	18	80	2
	Current income is sufficient	365	38	55	7	33	60	7
	It is rather difficult with the current income	221	47	46	8	36	58	6
	It is very difficult with the current income	223	45	43	11	37	57	6
Job interacting with youth	Yes	312	39	56	5	31	64	5
	No	202	35	54	10	29	64	7
Nr. of children	None	203	33	63	5	21	75	3
	1 children	164	45	48	7	29	66	5
	2 children	356	42	49	10	38	53	8
	3+ children	190	46	46	9	39	56	5
Children's age	Aged 0-17	351	40	53	8	33	61	6
	Aged 18-24	127	45	44	11	36	59	5
	Aged 25+	350	46	44	10	40	52	8

Annex 9.1: "Q15. What do you think are the reasons why youth under the age of 24 commit crimes? (multiple response)"

% row		N	Not being involved in employment or	Poverty / Lack of money	Parents are absent	Parental neglect	Bad influence from friends / Peer pressure
Total		928	35	34	26	25	23
Gender	Female	490	38	32	28	27	26
	Male	438	32	36	24	23	21
Age	18-35 y.o.	335	21	37	20	29	35
	36-55 y.o.	316	34	33	34	26	19
	Over 55 y.o.	277	53	31	25	19	16
Area	Urban	422	34	36	26	28	29
	Rural	506	36	32	27	22	19
Region	North	256	38	31	27	24	25
	Center	237	30	35	30	23	21
	Chisinau	228	31	39	27	29	30
	South	208	41	30	21	23	17
Occupation	Employed / Work	514	32	36	28	25	24
	Student	53	7	40	11	31	47
	Parental leave	57	26	38	27	35	34
	Pensioner (age or disability)	186	53	30	24	19	13
	Unemployed, I don't work	114	38	26	27	27	24
Level of education	Gymnasium/Primary/Middle School	111	30	30	23	28	21
	High school/ secondary	133	35	30	23	21	23
	Secondary specialized	191	37	40	24	16	17
	Secondary professional	168	35	28	25	27	24
	Higher education	320	36	36	31	30	28
Language spoken most often	Romanian	711	34	34	28	25	22
	Russian	176	32	32	21	27	29
	Other	38	63	32	17	6	19
Household economic situation	Current income is enough	104	26	36	24	33	35
	Current income is sufficient	365	30	36	28	29	25
	It is rather difficult with the current income	221	39	32	27	23	23
	It is very difficult with the current income	223	45	31	24	16	18
Job interacting with youth	Yes	312	34	32	31	23	26
	No	202	30	41	24	27	20
Nr. of children	None	203	19	38	14	29	35
	1 children	164	30	37	27	25	23
	2 children	356	39	32	30	25	20
	3+ children	190	47	31	32	19	17
Children's age	Aged 0-17	351	27	35	33	27	26
	Aged 18-24	127	40	33	38	26	18
	Aged 25+	350	52	29	27	20	14

Annex 9.2: "Q15. What do you think are the reasons why youth under the age of 24 commit crimes? (multiple response)" (CONTINUED)

% row		N	Lack of control from parents / other adults	Boredom, too much free time	Bad living conditions	Living in an environment of people who committed crimes	Lack of education
Total		928	21	17	15	8	7
Gender	Female	490	22	18	13	8	7
	Male	438	19	15	16	9	7
Age	18-35 y.o.	335	17	11	17	13	10
	36-55 y.o.	316	21	19	13	6	6
	Over 55 y.o.	277	25	21	13	4	6
Area	Urban	422	22	17	17	11	6
	Rural	506	19	16	13	6	8
Region	North	256	16	19	15	5	8
	Center	237	21	15	14	12	8
	Chisinau	228	25	14	18	11	6
	South	208	22	18	11	5	7
Occupation	Employed / Work	514	21	19	16	9	8
	Student	53	9	2	15	17	9
	Parental leave	57	17	13	14	3	12
	Pensioner (age or disability)	186	21	18	12	5	4
	Unemployed, I don't work	114	24	11	15	11	8
Level of education	Gymnasium/Primary/Middle School	111	17	12	12	8	11
	High school/ secondary	133	10	16	15	8	3
	Secondary specialized	191	20	19	15	5	6
	Secondary professional	168	29	24	11	9	5
	Higher education	320	22	12	17	10	10
Language spoken most often	Romanian	711	21	14	15	9	8
	Russian	176	20	24	12	6	4
	Other	38	23	33	15	3	6
Household economic situation	Current income is enough	104	19	8	15	12	14
	Current income is sufficient	365	22	15	17	8	7
	It is rather difficult with the current income	221	22	20	14	8	5
	It is very difficult with the current income	223	18	20	12	6	7
Job interacting with youth	Yes	312	24	18	14	10	9
	No	202	17	21	19	6	6
Nr. of children	None	203	20	10	20	15	9
	1 children	164	19	15	15	8	9
	2 children	356	21	18	14	7	6
	3+ children	190	20	23	11	4	5
Children's age	Aged 0-17	351	19	15	16	9	9
	Aged 18-24	127	21	20	14	6	2
	Aged 25+	350	22	23	12	4	4

Annex 9.3: "Q15. What do you think are the reasons why youth under the age of 24 commit crimes? (multiple response)" (CONTINUED)

% row		N	Addictions (alcohol, narcotics)	Internet/social media/TV	Lack of knowledge about what constitutes a crime/and how to avoid committing it	Innate predisposition to committing crimes
Total		928	7	4	3	1
Gender	Female	490	6	3	3	1
	Male	438	7	4	4	1
Age	18-35 y.o.	335	6	5	5	2
	36-55 y.o.	316	6	5	3	0
	Over 55 y.o.	277	8	1	2	1
Area	Urban	422	6	3	5	2
	Rural	506	8	4	2	1
Region	North	256	6	3	3	1
	Center	237	5	3	4	2
	Chisinau	228	6	3	4	1
	South	208	10	7	3	0
Occupation	Employed / Work	514	5	4	4	1
	Student	53	9	6	7	2
	Parental leave	57	10	8	2	0
	Pensioner (age or disability)	186	9	1	2	1
	Unemployed, I don't work	114	11	6	2	0
Level of education	Gymnasium/Primary/Middle School	111	15	4	0	0
	High school/ secondary	133	10	5	3	2
	Secondary specialized	191	7	2	3	1
	Secondary professional	168	4	5	2	1
	Higher education	320	4	3	6	1
Language spoken most often	Romanian	711	6	3	3	1
	Russian	176	10	7	6	1
	Other	38	2	2	6	0
Household economic situation	Current income is enough	104	3	8	3	0
	Current income is sufficient	365	6	3	5	2
	It is rather difficult with the current income	221	9	4	2	1
	It is very difficult with the current income	223	7	3	1	1
Job interacting with youth	Yes	312	4	3	6	1
	No	202	6	5	1	2
Nr. of children	None	203	6	6	5	2
	1 children	164	6	2	2	1
	2 children	356	7	4	3	1
	3+ children	190	8	3	3	0
Children's age	Aged 0-17	351	7	5	4	1
	Aged 18-24	127	10	3	4	0
	Aged 25+	350	8	2	2	1

Annex 9.4: "Q15. What do you think are the reasons why youth under the age of 24 commit crimes? (multiple response)" (CONTINUED)

% row		N	Exposure to abuse, trauma	Personal/family issues	Loneliness/ Has no friends	Other	Dk/ Nr
Total		928	1	1	1	10	1
Gender	Female	490	1	1	1	8	2
	Male	438	1	2	1	11	0
Age	18-35 y.o.	335	2	2	1	8	1
	36-55 y.o.	316	1	1	2	12	1
	Over 55 y.o.	277	0	0	1	10	1
Area	Urban	422	1	1	2	10	0
	Rural	506	1	1	0	9	2
Region	North	256	1	2	1	12	1
	Center	237	1	0	0	7	2
	Chisinau	228	2	1	2	11	0
	South	208	0	1	1	9	1
Occupation	Employed / Work	514	1	2	1	11	1
	Student	53	2	4	2	8	0
	Parental leave	57	3	0	2	7	2
	Pensioner (age or disability)	186	2	0	0	11	1
	Unemployed, I don't work	114	0	0	1	6	1
Level of education	Gymnasium/Primary/Middle School	111	1	1	1	2	2
	High school/ secondary	133	1	1	1	8	1
	Secondary specialized	191	1	1	1	8	2
	Secondary professional	168	3	0	1	12	0
	Higher education	320	1	1	1	13	0
Language spoken most often	Romanian	711	1	1	1	9	1
	Russian	176	3	0	3	12	2
	Other	38	0	4	0	5	0
Household economic situation	Current income is enough	104	2	5	1	8	1
	Current income is sufficient	365	1	1	1	11	1
	It is rather difficult with the current income	221	2	0	1	7	0
	It is very difficult with the current income	223	0	0	0	11	2
Job interacting with youth	Yes	312	1	2	0	12	1
	No	202	1	2	2	9	0
Nr. of children	None	203	2	3	1	9	1
	1 children	164	1	1	0	12	1
	2 children	356	1	1	1	10	0
	3+ children	190	1	0	1	10	2
Children's age	Aged 0-17	351	1	1	1	10	1
	Aged 18-24	127	2	1	1	10	1
	Aged 25+	350	1	0	1	10	1

Annex 10.1: "Q16. To what extent do you think the following factors influence the youth under the age of 24 to commit crimes? (one answer per row)"

% row		N	Parents are working or living abroad			Lack of care or attention from parents		
			To a large extent+some extent	Not at all+small extent	Dk/Nr	To a large extent+some extent	Not at all+small extent	Dk/Nr
Total		928	90	8	1	90	10	1
Gender	Female	490	90	9	1	92	8	1
	Male	438	91	8	1	88	11	1
Age	18-35 y.o.	335	89	10	1	93	7	0
	36-55 y.o.	316	92	8	0	88	11	1
	Over 55 y.o.	277	91	7	2	89	11	1
Area	Urban	422	92	7	0	90	10	0
	Rural	506	89	9	1	90	10	1
Region	North	256	90	8	2	89	9	1
	Center	237	90	8	1	89	11	0
	Chisinau	228	89	10	1	92	8	0
	South	208	92	8	0	89	11	0
Occupation	Employed / Work	514	92	8	0	91	8	0
	Student	53	79	19	3	86	12	3
	Parental leave	57	93	5	2	98	2	0
	Pensioner (age or disability)	186	90	8	3	88	11	1
	Unemployed, I don't work	114	89	9	2	86	14	0
Level of education	Gymnasium/Primary/Middle School	111	87	11	2	88	11	1
	High school/ secondary	133	89	10	1	88	10	2
	Secondary specialized	191	90	8	2	87	13	0
	Secondary professional	168	90	9	1	91	8	1
	Higher education	320	93	7	0	92	8	0
Language spoken most often	Romanian	711	92	8	1	89	10	1
	Russian	176	89	10	1	92	8	0
	Other	38	81	14	5	89	11	0
Household economic situation	Current income is enough	104	83	17	0	90	10	0
	Current income is sufficient	365	93	6	1	92	8	0
	It is rather difficult with the current income	221	91	8	0	93	7	0
	It is very difficult with the current income	223	90	9	2	84	15	0
Job interacting with youth	Yes	312	93	7	0	91	8	0
	No	202	90	10	0	91	8	1
Nr. of children	None	203	84	16	1	87	12	1
	1 children	164	91	8	1	94	6	0
	2 children	356	92	7	1	90	9	1
	3+ children	190	93	6	1	89	11	0
Children's age	Aged 0-17	351	93	6	1	92	7	1
	Aged 18-24	127	94	5	1	88	12	0
	Aged 25+	350	91	7	2	88	11	1

Annex 10.2: "Q16. To what extent do you think the following factors influence the youth under the age of 24 to commit crimes? (one answer per row)" (CONTINUED)

% row		N	Lack of employment / education			Influence from friends		
			To a large extent+some extent	Not at all+small extent	Dk/Nr	To a large extent+some extent	Not at all+small extent	Dk/Nr
Total		928	90	10	1	89	10	1
Gender	Female	490	91	8	0	90	8	2
	Male	438	88	11	1	88	12	0
Age	18-35 y.o.	335	88	11	0	91	9	1
	36-55 y.o.	316	90	9	1	90	9	1
	Over 55 y.o.	277	91	8	1	86	12	2
Area	Urban	422	90	10	0	92	7	0
	Rural	506	90	9	1	86	12	2
Region	North	256	88	11	1	89	10	1
	Center	237	91	8	1	85	13	2
	Chisinau	228	89	10	1	93	7	0
	South	208	91	9	0	90	9	1
Occupation	Employed / Work	514	90	10	0	91	9	0
	Student	53	81	16	3	91	8	2
	Parental leave	57	95	5	0	93	5	2
	Pensioner (age or disability)	186	91	8	1	88	10	2
	Unemployed, I don't work	114	87	10	3	82	17	1
Level of education	Gymnasium/Primary/Middle School	111	87	11	2	84	12	4
	High school/ secondary	133	87	12	1	86	13	1
	Secondary specialized	191	90	9	1	86	13	1
	Secondary professional	168	88	11	1	87	12	1
	Higher education	320	92	8	0	95	5	0
Language spoken most often	Romanian	711	89	10	1	89	10	1
	Russian	176	91	9	1	91	8	1
	Other	38	94	6	0	87	11	3
Household economic situation	Current income is enough	104	89	11	0	94	6	0
	Current income is sufficient	365	89	10	0	92	8	0
	It is rather difficult with the current income	221	92	8	1	87	12	1
	It is very difficult with the current income	223	90	10	1	85	12	3
Job interacting with youth	Yes	312	91	9	0	91	9	0
	No	202	90	10	0	90	9	0
Nr. of children	None	203	84	14	1	90	9	1
	1 children	164	94	5	1	90	9	1
	2 children	356	92	8	1	90	9	1
	3+ children	190	87	12	1	87	12	1
Children's age	Aged 0-17	351	92	8	0	90	10	1
	Aged 18-24	127	93	7	0	94	5	1
	Aged 25+	350	91	8	1	88	11	1

Annex 10.3: "Q16. To what extent do you think the following factors influence the youth under the age of 24 to commit crimes? (one answer per row)" (CONTINUED)

% row		N	Poverty and bad living conditions			Expectations/promises of easy earning		
			To a large extent+some extent	Not at all+small extent	Dk/Nr	To a large extent+some extent	Not at all+small extent	Dk/Nr
Total		928	88	11	1	84	14	2
Gender	Female	490	89	10	1	85	13	2
	Male	438	87	13	0	82	16	2
Age	18-35 y.o.	335	89	11	1	83	16	1
	36-55 y.o.	316	87	13	0	84	14	2
	Over 55 y.o.	277	88	11	1	84	12	4
Area	Urban	422	89	11	0	86	12	2
	Rural	506	88	12	1	82	16	2
Region	North	256	84	16	0	81	18	1
	Center	237	88	11	1	84	13	3
	Chisinau	228	91	8	0	83	15	2
	South	208	89	11	0	89	10	2
Occupation	Employed / Work	514	88	12	0	86	13	1
	Student	53	83	15	2	75	23	2
	Parental leave	57	93	5	2	88	12	0
	Pensioner (age or disability)	186	88	11	1	80	15	5
	Unemployed, I don't work	114	88	11	1	82	14	3
Level of education	Gymnasium/Primary/Middle School	111	88	9	4	74	22	4
	High school/ secondary	133	87	13	0	80	19	2
	Secondary specialized	191	86	13	1	86	12	2
	Secondary professional	168	89	11	0	86	10	4
	Higher education	320	90	10	0	87	13	0
Language spoken most often	Romanian	711	88	11	1	84	14	1
	Russian	176	88	11	1	84	13	2
	Other	38	87	13	0	76	17	7
Household economic situation	Current income is enough	104	86	14	0	82	18	0
	Current income is sufficient	365	89	10	1	85	14	1
	It is rather difficult with the current income	221	89	11	0	87	10	3
	It is very difficult with the current income	223	86	13	1	80	16	4
Job interacting with youth	Yes	312	87	13	0	88	11	1
	No	202	91	9	0	83	16	1
Nr. of children	None	203	87	12	0	81	17	2
	1 children	164	92	7	1	87	12	1
	2 children	356	87	12	1	82	14	4
	3+ children	190	87	13	0	87	12	1
Children's age	Aged 0-17	351	90	10	0	84	15	1
	Aged 18-24	127	83	17	0	87	11	2
	Aged 25+	350	87	12	1	84	12	4

Annex 10.4: "Q16. To what extent do you think the following factors influence the youth under the age of 24 to commit crimes? (one answer per row)" (CONTINUED)

% row		N	Character traits such as aggressiveness, impulsivity, antisocial behaviour			Boredom, too much free time		
			To a large extent+some extent	Not at all+small extent	Dk/Nr	To a large extent+some extent	Not at all+small extent	Dk/Nr
Total		928	82	16	2	80	19	1
Gender	Female	490	86	12	1	84	15	1
	Male	438	77	21	3	75	23	1
Age	18-35 y.o.	335	85	13	1	75	24	1
	36-55 y.o.	316	82	16	2	81	19	1
	Over 55 y.o.	277	77	20	3	85	13	2
Area	Urban	422	84	15	1	78	21	1
	Rural	506	80	18	3	82	17	1
Region	North	256	81	16	3	79	18	2
	Center	237	80	18	2	84	16	0
	Chisinau	228	85	14	2	74	24	1
	South	208	82	17	1	82	17	0
Occupation	Employed / Work	514	82	16	1	80	19	1
	Student	53	79	18	3	53	45	3
	Parental leave	57	92	7	2	92	8	0
	Pensioner (age or disability)	186	79	19	2	84	14	2
	Unemployed, I don't work	114	80	16	4	79	20	1
Level of education	Gymnasium/Primary/Middle School	111	82	17	1	78	21	1
	High school/ secondary	133	83	12	4	75	23	2
	Secondary specialized	191	77	20	3	81	17	2
	Secondary professional	168	79	20	2	86	13	1
	Higher education	320	86	14	0	79	21	0
Language spoken most often	Romanian	711	82	16	2	81	18	1
	Russian	176	84	14	1	78	22	0
	Other	38	75	25	0	68	29	3
Household economic situation	Current income is enough	104	75	24	1	68	31	1
	Current income is sufficient	365	82	16	1	82	18	1
	It is rather difficult with the current income	221	87	11	2	82	17	1
	It is very difficult with the current income	223	79	19	3	83	15	1
Job interacting with youth	Yes	312	82	17	1	79	19	1
	No	202	83	15	2	81	19	0
Nr. of children	None	203	84	15	1	67	32	1
	1 children	164	83	15	3	84	15	1
	2 children	356	83	15	2	83	16	1
	3+ children	190	77	21	3	84	15	1
Children's age	Aged 0-17	351	84	14	2	82	18	1
	Aged 18-24	127	82	16	2	86	14	0
	Aged 25+	350	79	18	3	84	14	2

Annex 10.5: "Q16. To what extent do you think the following factors influence the youth under the age of 24 to commit crimes? (one answer per row)" (CONTINUED)

% row		N	Bullying			Exposure to abuse, trauma		
			To a large extent+some extent	Not at all+small extent	Dk/Nr	To a large extent+some extent	Not at all+small extent	Dk/Nr
Total		928	80	18	2	79	18	3
Gender	Female	490	83	15	2	83	14	3
	Male	438	76	22	3	76	21	3
Age	18-35 y.o.	335	83	15	1	85	14	1
	36-55 y.o.	316	80	19	1	77	19	3
	Over 55 y.o.	277	75	20	5	75	20	6
Area	Urban	422	81	18	1	82	17	2
	Rural	506	79	18	3	78	18	4
Region	North	256	75	21	3	75	22	3
	Center	237	78	18	3	81	16	3
	Chisinau	228	84	14	2	79	19	3
	South	208	82	17	1	84	13	3
Occupation	Employed / Work	514	80	19	1	81	17	2
	Student	53	75	23	3	80	20	0
	Parental leave	57	90	7	3	85	13	2
	Pensioner (age or disability)	186	76	18	6	74	20	7
	Unemployed, I don't work	114	83	16	1	77	18	5
Level of education	Gymnasium/Primary/Middle School	111	79	19	2	81	17	2
	High school/ secondary	133	86	9	5	77	19	4
	Secondary specialized	191	77	19	3	80	17	4
	Secondary professional	168	79	19	2	74	23	3
	Higher education	320	80	20	1	83	15	2
Language spoken most often	Romanian	711	81	17	2	79	18	3
	Russian	176	79	19	2	82	16	2
	Other	38	64	34	3	79	16	6
Household economic situation	Current income is enough	104	82	18	0	78	22	0
	Current income is sufficient	365	83	16	1	83	15	2
	It is rather difficult with the current income	221	79	20	2	79	18	3
	It is very difficult with the current income	223	77	19	5	76	19	5
Job interacting with youth	Yes	312	83	17	0	82	16	1
	No	202	76	22	2	80	18	2
Nr. of children	None	203	83	17	1	82	18	1
	1 children	164	77	19	4	79	19	3
	2 children	356	80	18	3	80	16	4
	3+ children	190	78	19	3	77	19	5
Children's age	Aged 0-17	351	82	17	2	81	16	3
	Aged 18-24	127	77	23	0	79	16	4
	Aged 25+	350	76	20	4	76	18	6

Annex 10.6: "Q16. To what extent do you think the following factors influence the youth under the age of 24 to commit crimes? (one answer per row)" (CONTINUED)

% row		N	Lack of personal and interpersonal skills			Lack of free activities		
			To a large extent+some extent	Not at all+small extent	Dk/Nr	To a large extent+some extent	Not at all+small extent	Dk/Nr
Total		928	78	19	3	73	26	1
Gender	Female	490	82	15	3	73	26	1
	Male	438	73	23	4	73	26	1
Age	18-35 y.o.	335	81	18	2	67	32	0
	36-55 y.o.	316	76	20	4	71	27	2
	Over 55 y.o.	277	77	18	4	81	18	1
Area	Urban	422	82	16	1	72	27	1
	Rural	506	74	21	5	73	25	1
Region	North	256	72	24	3	71	27	2
	Center	237	79	17	4	72	27	1
	Chisinau	228	85	13	2	73	26	1
	South	208	76	21	3	75	24	0
Occupation	Employed / Work	514	77	21	2	72	28	1
	Student	53	76	24	0	49	51	0
	Parental leave	57	88	8	3	82	17	2
	Pensioner (age or disability)	186	78	16	6	80	18	2
	Unemployed, I don't work	114	78	17	5	74	25	1
Level of education	Gymnasium/Primary/Middle School	111	74	21	4	76	23	1
	High school/ secondary	133	74	21	5	62	35	4
	Secondary specialized	191	75	18	6	77	23	0
	Secondary professional	168	77	19	3	76	24	0
	Higher education	320	83	16	1	71	28	1
Language spoken most often	Romanian	711	79	18	3	71	28	1
	Russian	176	80	19	1	78	22	1
	Other	38	53	30	17	86	14	0
Household economic situation	Current income is enough	104	73	25	2	58	41	1
	Current income is sufficient	365	81	17	2	75	25	1
	It is rather difficult with the current income	221	80	18	3	75	24	1
	It is very difficult with the current income	223	74	19	6	75	23	1
Job interacting with youth	Yes	312	79	20	1	72	28	0
	No	202	74	21	5	71	28	2
Nr. of children	None	203	79	20	1	59	40	0
	1 children	164	82	16	2	78	20	2
	2 children	356	79	18	4	75	24	1
	3+ children	190	73	21	6	78	22	0
Children's age	Aged 0-17	351	79	17	4	75	24	1
	Aged 18-24	127	81	15	4	75	24	1
	Aged 25+	350	76	20	5	78	20	2

Annex 10.7: "Q16. To what extent do you think the following factors influence the youth under the age of 24 to commit crimes? (one answer per row)" (CONTINUED)

% row		N	Lack of information about crime prevention			Physical and/or mental health problems		
			To a large extent+some extent	Not at all+small extent	Dk/Nr	To a large extent+some extent	Not at all+small extent	Dk/Nr
Total		928	72	27	2	66	31	3
Gender	Female	490	74	24	2	73	25	2
	Male	438	68	30	2	59	38	4
Age	18-35 y.o.	335	73	26	1	67	32	1
	36-55 y.o.	316	68	31	2	61	36	3
	Over 55 y.o.	277	74	23	2	71	24	5
Area	Urban	422	69	31	1	61	35	3
	Rural	506	74	24	2	70	27	2
Region	North	256	70	28	2	66	31	3
	Center	237	75	23	2	64	35	2
	Chisinau	228	65	34	1	63	33	5
	South	208	76	22	2	73	25	2
Occupation	Employed / Work	514	70	29	1	63	36	1
	Student	53	73	27	0	75	25	0
	Parental leave	57	67	31	2	75	22	3
	Pensioner (age or disability)	186	75	22	2	71	23	6
	Unemployed, I don't work	114	74	22	4	67	28	5
Level of education	Gymnasium/Primary/Middle School	111	69	30	1	66	27	7
	High school/ secondary	133	73	25	2	73	26	1
	Secondary specialized	191	77	20	2	70	26	4
	Secondary professional	168	72	26	2	67	30	3
	Higher education	320	68	31	1	61	38	1
Language spoken most often	Romanian	711	74	25	1	66	31	3
	Russian	176	63	34	2	69	29	2
	Other	38	70	24	6	56	36	8
Household economic situation	Current income is enough	104	62	38	0	65	33	2
	Current income is sufficient	365	70	28	2	62	36	2
	It is rather difficult with the current income	221	76	23	0	74	23	3
	It is very difficult with the current income	223	74	23	3	67	30	3
Job interacting with youth	Yes	312	71	28	1	64	35	1
	No	202	69	31	0	60	38	2
Nr. of children	None	203	69	31	0	67	32	1
	1 children	164	68	29	3	61	36	3
	2 children	356	74	25	1	68	28	5
	3+ children	190	74	23	4	67	32	1
Children's age	Aged 0-17	351	72	26	2	63	34	3
	Aged 18-24	127	70	27	3	69	29	2
	Aged 25+	350	72	25	2	70	26	4

Annex 10.8: "Q16. To what extent do you think the following factors influence the youth under the age of 24 to commit crimes? (one answer per row)" (CONTINUED)

% row		N	Discrimination		
			To a large extent+some extent	Not at all+small extent	Dk/Nr
Total		928	58	39	2
Gender	Female	490	65	34	1
	Male	438	51	45	3
Age	18-35 y.o.	335	64	35	1
	36-55 y.o.	316	57	41	2
	Over 55 y.o.	277	53	42	4
Area	Urban	422	59	40	2
	Rural	506	58	39	3
Region	North	256	53	44	2
	Center	237	59	39	3
	Chisinau	228	62	36	2
	South	208	60	38	2
Occupation	Employed / Work	514	58	40	1
	Student	53	61	39	0
	Parental leave	57	77	22	2
	Pensioner (age or disability)	186	54	41	5
	Unemployed, I don't work	114	56	39	5
Level of education	Gymnasium/Primary/Middle School	111	62	37	1
	High school/ secondary	133	53	44	3
	Secondary specialized	191	60	37	3
	Secondary professional	168	58	39	3
	Higher education	320	59	40	2
Language spoken most often	Romanian	711	60	38	1
	Russian	176	54	42	4
	Other	38	45	49	6
Household economic situation	Current income is enough	104	52	48	0
	Current income is sufficient	365	57	41	2
	It is rather difficult with the current income	221	63	34	3
	It is very difficult with the current income	223	60	37	3
Job interacting with youth	Yes	312	63	36	1
	No	202	52	47	2
Nr. of children	None	203	58	41	1
	1 children	164	62	36	2
	2 children	356	59	38	2
	3+ children	190	55	42	3
Children's age	Aged 0-17	351	61	37	2
	Aged 18-24	127	58	40	3
	Aged 25+	350	56	40	4

Annex 11.1: "Q17. Who are the main 3 people/institutions that should be responsible for youth crime prevention?"

% row		N	Parents	Educational institutions	Police	Community	Local public authorities	Psychologists
Total		928	94	64	52	19	17	13
Gender	Female	490	94	67	50	20	15	14
	Male	438	94	60	55	18	20	11
Age	18-35 y.o.	335	94	62	58	16	14	17
	36-55 y.o.	316	95	70	48	20	15	11
	Over 55 y.o.	277	93	58	51	20	24	9
Area	Urban	422	95	68	51	21	15	12
	Rural	506	93	60	53	17	19	13
Region	North	256	94	62	53	20	16	13
	Center	237	92	59	57	19	17	11
	Chisinau	228	95	71	49	16	18	15
	South	208	96	62	51	19	18	13
Occupation	Employed / Work	514	95	67	54	19	15	11
	Student	53	84	51	60	13	15	25
	Parental leave	57	98	64	38	18	10	25
	Pensioner (age or disability)	186	94	59	50	22	24	9
	Unemployed, I don't work	114	93	59	54	16	20	13
Level of education	Gymnasium/Primary/Middle School	111	95	67	49	9	17	16
	High school/ secondary	133	90	61	52	16	19	14
	Secondary specialized	191	95	56	57	13	19	15
	Secondary professional	168	90	62	50	18	21	14
	Higher education	320	97	69	53	27	14	9
Language spoken most often	Romanian	711	95	63	52	17	17	13
	Russian	176	92	67	51	23	18	14
	Other	38	92	59	60	27	13	9
Household economic situation	Current income is enough	104	99	64	56	16	12	16
	Current income is sufficient	365	93	65	52	22	16	12
	It is rather difficult with the current income	221	95	69	53	17	18	11
	It is very difficult with the current income	223	93	57	51	16	21	14
Job interacting with youth	Yes	312	96	67	53	23	14	10
	No	202	93	68	56	12	17	14
Nr. of children	None	203	88	62	61	16	16	15
	1 children	164	96	66	56	16	14	12
	2 children	356	96	65	46	22	18	11
	3+ children	190	94	60	50	18	20	13
Children's age	Aged 0-17	351	97	67	48	19	14	15
	Aged 18-24	127	97	68	52	17	16	12
	Aged 25+	350	93	60	50	21	22	9

Annex 11.2: "Q17. Who are the main 3 people/institutions that should be responsible for youth crime prevention?" (CONTINUED)

% row		N	Social workers	Church	Judges	Doctors/Medical specialists	NGOs	Other	Dk / Nr
Total		928	13	9	6	3	2	2	5
Gender	Female	490	14	7	6	4	2	2	5
	Male	438	11	10	7	2	2	2	6
Age	18-35 y.o.	335	17	6	4	3	2	1	4
	36-55 y.o.	316	12	8	6	3	2	2	6
	Over 55 y.o.	277	8	13	8	4	3	1	5
Area	Urban	422	13	8	5	2	2	1	5
	Rural	506	13	9	7	4	2	2	6
Region	North	256	11	9	7	4	2	1	5
	Center	237	12	9	7	3	1	4	7
	Chisinau	228	13	8	3	2	3	1	5
	South	208	15	10	8	3	2	1	2
Occupation	Employed / Work	514	14	9	5	2	2	1	4
	Student	53	15	5	10	4	0	0	10
	Parental leave	57	23	5	2	5	5	0	4
	Pensioner (age or disability)	186	8	11	9	3	2	2	6
	Unemployed, I don't work	114	10	8	5	6	2	4	9
Level of education	Gymnasium/Primary/Middle School	111	13	8	5	6	3	3	9
	High school/ secondary	133	11	10	11	3	2	2	5
	Secondary specialized	191	11	9	7	4	2	1	6
	Secondary professional	168	12	11	6	3	4	1	6
	Higher education	320	14	7	4	1	1	1	2
Language spoken most often	Romanian	711	13	10	7	3	2	2	5
	Russian	176	14	7	0	3	2	1	4
	Other	38	8	4	8	11	4	0	5
Household economic situation	Current income is enough	104	11	13	4	1	3	0	5
	Current income is sufficient	365	16	9	4	2	2	1	4
	It is rather difficult with the current income	221	12	6	8	3	2	1	4
	It is very difficult with the current income	223	10	10	8	6	2	3	6
Job interacting with youth	Yes	312	15	9	5	1	3	1	3
	No	202	12	9	6	3	1	2	5
Nr. of children	None	203	10	7	7	2	1	2	7
	1 children	164	18	7	5	3	2	0	5
	2 children	356	13	9	5	4	3	1	4
	3+ children	190	11	13	8	4	1	2	5
Children's age	Aged 0-17	351	16	7	4	3	2	1	5
	Aged 18-24	127	10	11	7	2	1	1	5
	Aged 25+	350	10	12	8	4	3	1	5

Annex 12: "Q18. Do you know any initiatives/organizations in your settlement/rayon/the country that are involved in prevention of youth crime? (one answer possible)"

% row		N	Yes	No	Dk/Nr
Total		928	6	93	1
Gender	Female	490	8	92	1
	Male	438	5	94	0
Age	18-35 y.o.	335	6	93	1
	36-55 y.o.	316	8	92	1
	Over 55 y.o.	277	5	94	1
Area	Urban	422	8	92	0
	Rural	506	5	94	1
Region	North	256	7	92	1
	Center	237	5	94	1
	Chisinau	228	8	92	0
	South	208	6	94	0
Occupation	Employed / Work	514	9	90	1
	Student	53	10	90	0
	Parental leave	57	3	97	0
	Pensioner (age or disability)	186	2	98	0
	Unemployed, I don't work	114	2	96	2
Level of education	Gymnasium/Primary/Middle School	111	2	97	1
	High school/ secondary	133	2	98	1
	Secondary specialized	191	4	95	1
	Secondary professional	168	6	94	0
	Higher education	320	12	87	1
Language spoken most often	Romanian	711	7	93	1
	Russian	176	7	93	1
	Other	38	3	97	0
Household economic situation	Current income is enough	104	11	88	1
	Current income is sufficient	365	8	92	0
	It is rather difficult with the current income	221	6	93	1
	It is very difficult with the current income	223	3	96	1
Job interacting with youth	Yes	312	12	87	1
	No	202	4	95	0
Nr. of children	None	203	9	90	1
	1 children	164	5	94	1
	2 children	356	6	94	0
	3+ children	190	6	94	0
Children's age	Aged 0-17	351	6	93	1
	Aged 18-24	127	5	95	0
	Aged 25+	350	5	94	1

Annex 13.1: "Q21. Please indicate to what extent do you think the following activities are helpful in preventing youth crime? (one answer per row)"

% row		N	Improving education opportunities			Improving youth employment and career guidance opportunities		
			Very +Somewhat useful	Not useful at all+A little useful	Dk/Nr	Very +Somewhat useful	Not useful at all+A little useful	Dk/Nr
Total		928	93	6	1	92	7	0
Gender	Female	490	95	5	1	94	6	0
	Male	438	90	8	2	90	9	0
Age	18-35 y.o.	335	96	4	1	92	7	0
	36-55 y.o.	316	93	6	1	93	6	0
	Over 55 y.o.	277	88	10	2	90	9	1
Area	Urban	422	93	7	1	95	5	0
	Rural	506	92	6	2	90	9	1
Region	North	256	90	8	2	89	10	1
	Center	237	93	6	1	92	7	0
	Chisinau	228	93	6	1	97	3	0
	South	208	95	4	1	91	9	0
Occupation	Employed / Work	514	93	6	1	93	7	0
	Student	53	98	2	0	92	8	0
	Parental leave	57	98	2	0	92	8	0
	Pensioner (age or disability)	186	87	11	2	92	7	1
	Unemployed, I don't work	114	95	4	2	90	9	1
Level of education	Gymnasium/Primary/Middle School	111	94	5	1	91	9	0
	High school/ secondary	133	91	6	3	93	7	0
	Secondary specialized	191	91	7	1	90	9	1
	Secondary professional	168	89	10	1	87	13	0
	Higher education	320	97	3	0	97	3	0
Language spoken most often	Romanian	711	93	6	1	92	8	0
	Russian	176	93	6	1	96	4	0
	Other	38	95	5	0	92	8	0
Household economic situation	Current income is enough	104	96	4	0	93	7	0
	Current income is sufficient	365	92	7	1	95	5	0
	It is rather difficult with the current income	221	96	3	1	92	8	0
	It is very difficult with the current income	223	90	9	1	88	11	0
Job interacting with youth	Yes	312	95	4	0	94	6	0
	No	202	90	8	2	93	7	0
Nr. of children	None	203	96	3	1	91	8	1
	1 children	164	89	9	1	94	6	0
	2 children	356	91	7	2	93	7	0
	3+ children	190	95	5	0	92	8	1
Children's age	Aged 0-17	351	96	3	1	94	5	0
	Aged 18-24	127	91	9	1	93	6	1
	Aged 25+	350	88	10	2	91	9	0

Annex 13.2: "Q21. Please indicate to what extent do you think the following activities are helpful in preventing youth crime? (one answer per row)" (CONTINUED)

% row		N	More activities in youth centers / NGOs, free of charge			Lessons in education institutions about crime prevention		
			Very + Somewhat useful	Not useful at all + A little useful	Dk/Nr	Very + Somewhat useful	Not useful at all + A little useful	Dk/Nr
Total		928	92	7	1	92	7	1
Gender	Female	490	94	4	1	93	6	1
	Male	438	90	10	0	91	9	0
Age	18-35 y.o.	335	92	8	1	93	7	1
	36-55 y.o.	316	92	7	1	94	6	0
	Over 55 y.o.	277	92	7	1	88	10	2
Area	Urban	422	92	7	1	92	7	0
	Rural	506	92	7	1	91	7	1
Region	North	256	91	8	1	91	8	1
	Center	237	95	4	2	93	7	0
	Chisinau	228	93	6	1	91	9	0
	South	208	89	11	0	94	6	1
Occupation	Employed / Work	514	93	7	0	94	6	0
	Student	53	86	14	0	87	13	0
	Parental leave	57	98	0	2	95	3	2
	Pensioner (age or disability)	186	92	7	1	88	10	2
	Unemployed, I don't work	114	91	7	2	91	9	0
Level of education	Gymnasium/Primary/Middle School	111	92	7	1	90	8	2
	High school/ secondary	133	91	7	1	90	8	1
	Secondary specialized	191	90	9	1	94	6	1
	Secondary professional	168	94	6	0	90	10	0
	Higher education	320	94	6	0	93	6	0
Language spoken most often	Romanian	711	91	8	1	91	8	1
	Russian	176	95	5	0	93	7	1
	Other	38	98	2	0	95	5	0
Household economic situation	Current income is enough	104	86	14	0	87	12	1
	Current income is sufficient	365	94	6	1	94	6	0
	It is rather difficult with the current income	221	94	6	0	93	7	0
	It is very difficult with the current income	223	91	8	1	91	6	2
Job interacting with youth	Yes	312	93	7	0	97	3	0
	No	202	92	7	1	89	11	0
Nr. of children	None	203	91	8	1	90	8	2
	1 children	164	91	7	1	91	9	0
	2 children	356	93	7	1	93	7	1
	3+ children	190	93	5	1	93	6	1
Children's age	Aged 0-17	351	92	7	1	95	4	1
	Aged 18-24	127	93	5	2	93	7	0
	Aged 25+	350	92	7	1	90	10	0

Annex 13.3: "Q21. Please indicate to what extent do you think the following activities are helpful in preventing youth crime? (one answer per row)" (CONTINUED)

% row		N	Programs to develop social/personal skills among children and youth			Counselling for youth that committed crimes		
			Very +Somewhat useful	Not useful at all+A little useful	Dk/Nr	Very +Somewhat useful	Not useful at all+A little useful	Dk/Nr
Total		928	91	8	1	89	10	2
Gender	Female	490	93	6	1	91	7	2
	Male	438	89	10	1	86	12	1
Age	18-35 y.o.	335	93	7	0	92	7	1
	36-55 y.o.	316	92	7	1	90	9	2
	Over 55 y.o.	277	88	9	3	84	14	2
Area	Urban	422	91	8	0	91	8	1
	Rural	506	91	7	2	87	11	2
Region	North	256	87	10	2	87	11	2
	Center	237	91	8	1	90	8	1
	Chisinau	228	93	6	1	90	9	1
	South	208	94	6	0	88	10	2
Occupation	Employed / Work	514	91	8	1	91	8	1
	Student	53	90	10	0	84	16	0
	Parental leave	57	98	2	0	97	2	2
	Pensioner (age or disability)	186	88	10	2	85	13	2
	Unemployed, I don't work	114	92	6	2	83	15	2
Level of education	Gymnasium/Primary/Middle School	111	92	5	3	88	10	2
	High school/ secondary	133	90	8	1	86	12	2
	Secondary specialized	191	92	7	1	87	11	2
	Secondary professional	168	89	10	1	86	12	2
	Higher education	320	93	7	0	94	6	1
Language spoken most often	Romanian	711	92	7	1	88	10	2
	Russian	176	89	10	1	91	7	2
	Other	38	89	8	3	90	10	0
Household economic situation	Current income is enough	104	86	13	1	86	14	0
	Current income is sufficient	365	92	7	0	93	6	1
	It is rather difficult with the current income	221	93	7	1	90	9	1
	It is very difficult with the current income	223	91	7	2	85	13	2
Job interacting with youth	Yes	312	92	8	1	93	6	1
	No	202	91	8	1	89	10	1
Nr. of children	None	203	91	8	1	91	9	1
	1 children	164	91	9	1	86	13	2
	2 children	356	91	7	1	91	8	2
	3+ children	190	93	5	2	89	9	2
Children's age	Aged 0-17	351	93	7	0	92	7	1
	Aged 18-24	127	92	7	1	91	9	1
	Aged 25+	350	90	8	2	84	13	2

Annex 13.4: "Q21. Please indicate to what extent do you think the following activities are helpful in preventing youth crime? (one answer per row)" (CONTINUED)

% row		N	Support and protection for socially-vulnerable parents			Providing youth with mentors and adult role models		
			Very+Somewhat useful	Not useful at all+A little useful	Dk/Nr	Very +Somewhat useful	Not useful at all+A little useful	Dk/Nr
Total		928	89	10	2	88	10	2
Gender	Female	490	88	10	2	89	9	1
	Male	438	89	9	1	87	11	2
Age	18-35 y.o.	335	93	5	2	91	9	1
	36-55 y.o.	316	87	11	2	90	8	2
	Over 55 y.o.	277	84	14	2	83	14	3
Area	Urban	422	92	8	0	91	8	1
	Rural	506	86	12	3	85	12	2
Region	North	256	87	10	3	86	12	2
	Center	237	88	12	0	88	10	2
	Chisinau	228	93	7	0	92	7	1
	South	208	86	10	3	86	12	2
Occupation	Employed / Work	514	90	8	2	90	8	2
	Student	53	92	8	0	83	17	0
	Parental leave	57	93	5	2	97	3	0
	Pensioner (age or disability)	186	84	15	1	83	15	2
	Unemployed, I don't work	114	86	12	2	86	11	3
Level of education	Gymnasium/Primary/Middle School	111	85	13	2	87	13	0
	High school/ secondary	133	92	6	2	86	12	2
	Secondary specialized	191	87	11	1	86	11	3
	Secondary professional	168	87	11	2	86	12	2
	Higher education	320	91	8	1	93	7	1
Language spoken most often	Romanian	711	88	11	2	89	9	2
	Russian	176	92	6	2	87	12	2
	Other	38	90	7	3	81	19	0
Household economic situation	Current income is enough	104	95	5	1	92	7	1
	Current income is sufficient	365	88	10	1	89	9	2
	It is rather difficult with the current income	221	91	8	1	90	9	1
	It is very difficult with the current income	223	86	13	2	84	15	1
Job interacting with youth	Yes	312	90	8	1	93	6	1
	No	202	89	9	2	86	12	3
Nr. of children	None	203	90	8	3	87	12	1
	1 children	164	90	9	1	89	10	1
	2 children	356	87	11	2	89	10	1
	3+ children	190	88	10	2	89	8	4
Children's age	Aged 0-17	351	92	6	2	91	7	1
	Aged 18-24	127	87	13	0	89	8	3
	Aged 25+	350	83	15	2	86	12	2

Annex 13.5: "Q21. Please indicate to what extent do you think the following activities are helpful in preventing youth crime? (one answer per row)" (CONTINUED)

% row		N	Parenting education programs			Increasing the specialisation of justice system actors that work with youth		
			Very+Somewhat useful	Not useful at all+A little useful	Dk/Nr	Very+Somewhat useful	Not useful at all+A little useful	Dk/Nr
Total		928	86	13	1	86	12	2
Gender	Female	490	89	10	1	87	10	3
	Male	438	84	15	1	84	14	2
Age	18-35 y.o.	335	88	12	0	87	12	1
	36-55 y.o.	316	85	14	1	86	11	3
	Over 55 y.o.	277	86	12	2	85	12	3
Area	Urban	422	86	14	0	86	13	1
	Rural	506	87	12	2	86	10	4
Region	North	256	87	12	1	87	10	3
	Center	237	84	13	2	88	10	2
	Chisinau	228	87	12	1	85	13	2
	South	208	87	13	0	83	14	3
Occupation	Employed / Work	514	86	13	1	87	12	1
	Student	53	84	16	0	87	13	0
	Parental leave	57	97	3	0	90	8	2
	Pensioner (age or disability)	186	87	11	2	85	11	4
	Unemployed, I don't work	114	82	16	2	82	11	7
Level of education	Gymnasium/Primary/Middle School	111	85	14	1	87	9	4
	High school/ secondary	133	86	14	0	81	16	3
	Secondary specialized	191	86	12	1	87	10	3
	Secondary professional	168	84	14	2	84	14	2
	Higher education	320	89	11	0	89	11	1
Language spoken most often	Romanian	711	87	12	1	85	12	2
	Russian	176	85	14	1	88	10	1
	Other	38	82	15	2	85	7	8
Household economic situation	Current income is enough	104	81	19	0	84	16	0
	Current income is sufficient	365	89	10	1	87	13	1
	It is rather difficult with the current income	221	91	8	1	89	9	2
	It is very difficult with the current income	223	80	19	1	85	10	4
Job interacting with youth	Yes	312	89	10	0	89	11	0
	No	202	82	17	1	84	14	2
Nr. of children	None	203	85	14	1	86	11	3
	1 children	164	87	11	2	82	16	2
	2 children	356	87	13	0	88	10	2
	3+ children	190	85	13	1	86	12	2
Children's age	Aged 0-17	351	87	13	1	86	12	2
	Aged 18-24	127	87	12	1	87	9	4
	Aged 25+	350	85	13	2	87	10	3

Annex 13.6: "Q21. Please indicate to what extent do you think the following activities are helpful in preventing youth crime? (one answer per row)" (CONTINUED)

% row		N	Focus on prevention rather than imprisonment for youth that committed a crime			Increasing the specialization of health practitioners and social workers that work with youth		
			Very+Somewhat useful	Not useful at all+A little useful	Dk/Nr	Very+Somewhat useful	Not useful at all+A little useful	Dk/Nr
Total		928	86	12	2	85	13	2
Gender	Female	490	88	10	2	88	10	2
	Male	438	83	15	2	81	16	2
Age	18-35 y.o.	335	85	13	2	87	12	1
	36-55 y.o.	316	85	12	2	86	11	2
	Over 55 y.o.	277	87	12	1	81	16	3
Area	Urban	422	88	12	0	84	14	2
	Rural	506	84	13	3	86	12	2
Region	North	256	82	16	3	84	14	2
	Center	237	87	10	3	87	12	2
	Chisinau	228	88	12	0	86	12	1
	South	208	87	12	1	83	14	3
Occupation	Employed / Work	514	88	11	1	88	11	1
	Student	53	79	21	0	81	19	0
	Parental leave	57	84	13	3	95	5	0
	Pensioner (age or disability)	186	87	11	2	79	18	3
	Unemployed, I don't work	114	80	18	2	80	16	4
Level of education	Gymnasium/Primary/Middle School	111	89	10	2	83	15	2
	High school/ secondary	133	85	14	1	85	13	2
	Secondary specialized	191	83	14	3	81	17	2
	Secondary professional	168	82	18	0	84	14	2
	Higher education	320	90	9	1	89	10	1
Language spoken most often	Romanian	711	85	13	2	87	12	1
	Russian	176	88	11	1	80	17	4
	Other	38	88	12	0	71	18	11
Household economic situation	Current income is enough	104	83	15	2	84	15	1
	Current income is sufficient	365	86	12	1	87	12	1
	It is rather difficult with the current income	221	90	8	1	88	10	1
	It is very difficult with the current income	223	83	15	2	80	17	3
Job interacting with youth	Yes	312	89	10	1	90	9	1
	No	202	86	12	2	84	14	1
Nr. of children	None	203	83	15	2	87	11	2
	1 children	164	86	13	1	82	17	1
	2 children	356	89	10	2	83	15	2
	3+ children	190	83	15	2	91	7	2
Children's age	Aged 0-17	351	86	11	3	88	10	2
	Aged 18-24	127	83	15	2	84	13	3
	Aged 25+	350	86	13	1	82	15	3

Annex 13.7: "Q21. Please indicate to what extent do you think the following activities are helpful in preventing youth crime? (one answer per row)" (CONTINUED)

% row		N	Information campaigns about the risks of youth of being involved in criminal activities		
			Very+Somewhat useful	Not useful at all+A little useful	Dk/Nr
Total		928	85	13	2
Gender	Female	490	87	11	2
	Male	438	82	16	2
Age	18-35 y.o.	335	87	12	0
	36-55 y.o.	316	86	12	2
	Over 55 y.o.	277	80	16	4
Area	Urban	422	85	14	1
	Rural	506	85	13	2
Region	North	256	81	16	3
	Center	237	89	9	1
	Chisinau	228	84	15	1
	South	208	86	12	2
Occupation	Employed / Work	514	86	13	1
	Student	53	81	19	0
	Parental leave	57	92	8	0
	Pensioner (age or disability)	186	82	13	5
	Unemployed, I don't work	114	83	15	2
Level of education	Gymnasium/Primary/Middle School	111	84	15	2
	High school/ secondary	133	86	11	3
	Secondary specialized	191	88	10	2
	Secondary professional	168	79	19	2
	Higher education	320	87	12	1
Language spoken most often	Romanian	711	87	12	1
	Russian	176	81	17	1
	Other	38	71	18	11
Household economic situation	Current income is enough	104	84	15	1
	Current income is sufficient	365	86	12	1
	It is rather difficult with the current income	221	86	13	1
	It is very difficult with the current income	223	83	14	3
Job interacting with youth	Yes	312	89	10	1
	No	202	82	17	1
Nr. of children	None	203	84	14	1
	1 children	164	81	18	2
	2 children	356	86	12	2
	3+ children	190	88	10	2
Children's age	Aged 0-17	351	89	10	1
	Aged 18-24	127	86	13	2
	Aged 25+	350	82	14	3

Annex 14: "Q22. How do you think the war against Ukraine impacted youth crime in RM? (one answer)"

% row		N	Crime rate has increased because of the war	Did not change	Crime rate has decreased because of the war	Dk/Nr
Total		928	27	60	3	10
Gender	Female	490	27	58	3	12
	Male	438	26	62	3	8
Age	18-35 y.o.	335	25	67	4	4
	36-55 y.o.	316	21	65	2	12
	Over 55 y.o.	277	35	45	3	16
Area	Urban	422	27	63	2	9
	Rural	506	27	57	4	12
Region	North	256	22	62	4	11
	Center	237	27	62	2	9
	Chisinau	228	29	59	2	10
	South	208	29	56	4	11
Occupation	Employed / Work	514	24	66	2	8
	Student	53	18	74	4	4
	Parental leave	57	25	59	7	10
	Pensioner (age or disability)	186	37	39	4	19
	Unemployed, I don't work	114	29	60	2	9
Level of education	Gymnasium/Primary/Middle School	111	21	61	2	17
	High school/ secondary	133	33	56	4	7
	Secondary specialized	191	25	59	5	11
	Secondary professional	168	33	50	4	13
	Higher education	320	24	68	2	6
Language spoken most often	Romanian	711	28	60	4	9
	Russian	176	24	61	1	14
	Other	38	20	61	0	19
Household economic situation	Current income is enough	104	25	68	4	3
	Current income is sufficient	365	25	64	3	8
	It is rather difficult with the current income	221	29	58	1	13
	It is very difficult with the current income	223	30	53	4	13
Job interacting with youth	Yes	312	23	68	3	6
	No	202	25	63	1	10
Nr. of children	None	203	23	68	3	6
	1 children	164	27	61	4	9
	2 children	356	26	59	2	13
	3+ children	190	33	52	3	12
Children's age	Aged 0-17	351	24	64	2	9
	Aged 18-24	127	27	60	3	11
	Aged 25+	350	34	49	3	14

Annex 15: "Q24. In your opinion, are young refugees from Ukraine more, less at risk or at the same risk as youth from Moldova to be involved in criminal activities? (one answer)"

% row		N	More at risk	At the same risk	Less at risk	Dk/ Nr
Total		928	22	53	17	8
Gender	Female	490	21	56	14	9
	Male	438	23	50	20	8
Age	18-35 y.o.	335	26	59	11	3
	36-55 y.o.	316	21	51	19	9
	Over 55 y.o.	277	17	48	23	12
Area	Urban	422	23	56	14	7
	Rural	506	21	50	20	9
Region	North	256	20	49	20	11
	Center	237	19	57	18	6
	Chisinau	228	25	55	14	5
	South	208	23	50	17	10
Occupation	Employed / Work	514	21	56	16	6
	Student	53	24	64	7	4
	Parental leave	57	28	64	5	3
	Pensioner (age or disability)	186	17	45	23	15
	Unemployed, I don't work	114	30	40	23	7
Level of education	Gymnasium/Primary/Middle School	111	30	43	18	9
	High school/ secondary	133	23	50	19	7
	Secondary specialized	191	20	52	18	9
	Secondary professional	168	25	45	20	10
	Higher education	320	18	63	14	5
Language spoken most often	Romanian	711	21	54	18	7
	Russian	176	24	56	12	8
	Other	38	21	25	19	35
Household economic situation	Current income is enough	104	20	60	15	5
	Current income is sufficient	365	21	54	18	7
	It is rather difficult with the current income	221	23	57	14	6
	It is very difficult with the current income	223	22	46	20	12
Job interacting with youth	Yes	312	20	61	13	6
	No	202	23	49	20	8
Nr. of children	None	203	23	59	12	7
	1 children	164	22	49	21	8
	2 children	356	21	52	18	9
	3+ children	190	23	51	18	8
Children's age	Aged 0-17	351	26	56	13	6
	Aged 18-24	127	19	47	24	10
	Aged 25+	350	20	47	22	11